

**AUDITOR'S REPORT  
&  
AUDITED FINANCIAL STATEMENTS  
OF  
DR. K. ZAMAN BNSB EYE HOSPITAL  
For the year ended 30 June 2025**

DR. K. ZAMAN BNSB EYE HOSPITAL  
For the year ended 30 June 2025

Contents

SL. No	Particulars	Page No.
1	Independent Auditors Report	01-02
2	Statement of Financial Position	03
3	Statement of Income and Expenditure	04
4	Statement of Receipts and payments	05-06
5	Statement of Changes in Equity	07
5	Statement of Cash Flows (Direct Method)	08
6	Notes to the Financial Statement	09-19
7	Schedule of Fixed Assets (Annexure: A)	20-21
8	Schedule of Accrued Interest on Fixed Deposit (Schedule: 1)	22-23
9	Schedule of Advance and prepayments (Schedule: 3)	24
7	Schedule of Sundry Creditors (Schedule: 4)	25
8	Schedule of Cash and Bank Balance (Schedule: 5)	26-27
9	Statement of Employees Gratuity (Annexure: B)	28-32
10	Statement of Financial Position (Program Wise- Annexure: C)	33
11	Statement of Income & Expenditure (Program Wise- Annexure: D)	34
12	Statement of Receipts & Payments (Program Wise- Annexure: E)	35-36

## INDEPENDENT AUDITOR'S REPORT

To The management of Dr. K. Zaman BNSB Eye Hospital, Mymensingh

Report on the Audit of the Financial Statements

### Opinion

We have audited the accompanying financial statements of Dr. K. Zaman BNSB Eye Hospital, Mymensingh (The Organization), which comprise the statement of financial position as at June 30 June 2025 and the statement of income and expenditure, statement of cash flow, Statement of changes of capital funds and statement of receipt and payments for the year then ended, and notes to the financial statement, including a summary of significant policies and other explanatory information.

In our opinion and to the best of our information and according to the explanation given to us, the accompanying financial statements present fairly, in all material respects, the financial position of the organization as at 30 June 2025 and of its financial performance and its cash flows for the year then ended in accordance with International Financial Standards (IFRS) and comply with the applicable laws and regulations.

### Basis for opinion

We conducted our audit in accordance with International Standards on Auditing (ISAs). Our responsibilities under those standards are further described in the Auditor's responsibilities for the audit of the financial statements section of our report. We are independent of the Organization in accordance with the International Ethics Standards Board for Accountants' Code of Ethics for Professional Accountants (IESBA Code), and we have fulfilled our other ethical responsibilities in accordance with the IESBA Code. We believe that the audit evidence, we have obtained is sufficient and appropriate to provide a basis for our opinion on the financial statements.

### Responsibilities of management and those charged with governance for the financial statements

The Management is responsible for the preparation and fair presentation of these financial statements in accordance with International Financial Reporting Standards (IFRSs), and for such internal control as management determines is necessary to enable the preparation of the financial statements that are free from material misstatement, whether due to fraud or error.

In preparing the financial statements, the management is responsible for assessing the organization's ability to continue as a going concern, disclosing, as applicable, matters related to going concern and using the going concern basis of accounting unless management either intends to liquidate the Organization or to cease operations, or has no realistic alternative but to do so. Those charged with Governance are responsible for overseeing the financial reporting process of the organization.


### Auditor's Responsibility for the Audit of the Financial Statements

Our objectives are to obtain reasonable assurance about whether the financial statements as a whole are free from material misstatement, whether due to fraud or error, and to issue an auditor's report that includes our opinion. Reasonable assurance is a high-level assurance, but is not a guarantee that an audit conducted in accordance with ISA will always detect a material misstatement when it exists. Misstatements can arise from fraud or error and are considered material if, individually or in the aggregate, they could reasonably be expected to influence the economic decisions of users taken on the basis of the financial statements.

Aziz Halim Khair Choudhury Chartered Accountants is a member of PKF Global, the network of member firms of PKF International Limited, each of which is a separate and independent legal entity and does not accept any responsibility or liability for the actions or inactions of any individual member or correspondent firm(s).

Date: 06 May 2026  
Dhaka, Bangladesh

Signed by:  
Md. Aftab Uddin Ahmed FCA  
Managing Partner  
ICAB Enrolment No. 804  
DVC: 2605060804A5998891



Signed for and on behalf of  
Aziz Halim Khair Choudhury  
Chartered Accountants

As part of an audit in accordance with ISAs, we exercise professional judgment and maintain professional skepticism throughout the audit. We also:

- identify and assess the risk of material misstatement of the financial statements, whether due to fraud or error, design and perform audit procedures responsive to those risks, and obtain audit evidence that is sufficient and appropriate to provide a basis for our opinion. The risk of not detecting a material misstatement resulting from fraud is higher than for one resulting from error, as fraud may involve collusion, forgery, intentional omissions, misrepresentations, or the override of internal control;
- obtain an understanding of internal control relevant to the audit in order to design audit procedures that are appropriate in the circumstances, but not for the purpose of expressing an opinion on the effectiveness of the project's internal control;
- evaluate the appropriateness of accounting policies used and the reasonableness of accounting estimates and related disclosures made by management;
- conclude on the appropriateness of management's use of the going concern basis of accounting in preparing financial statements and, based on the audit evidence obtained, whether a material uncertainty exists related to events or conditions that may cast significant doubt on the ability of the fund to continue as a going concern. If we conclude that a material uncertainty exists, we are required to draw attention in our auditor's report to the related disclosures in the financial statements or, if such disclosures are inadequate, to modify our opinion. Our conclusions are based on the audit evidence obtained up to the date of our auditor's report. However, future events or conditions may cause the fund to cease to continue as a going concern.
- evaluate the overall presentation, structure and content of the financial statements, including the disclosures, and whether the financial statements represent the underlying transactions and events in a manner that achieves fair presentation.

Dr. K. Zaman BNSB Eye Hospital, Mymensingh


Statement of Financial Position


As at 30 June 2025


Particulars	Notes	As at 30 June 2025	As at 30 June 2024
-------------	-------	--------------------	--------------------

<b>Property &amp; Assets</b>			
Non-Current Assets			
Property, Plant & Equipments- WDV		86,500,254	85,669,487
<b>Total non-current assets</b>		<b>86,500,254</b>	<b>85,669,487</b>
Current Assets			
BNSB Local Society Fund (Receivables)	7.00	-	-
Loan Receivable	8.00	84,600	384,600
Advance Deposit & Prepayments	9.00	11,099,296	5,799,310
Cash and Cash Equivalents	10.00	229,704,102	184,516,416
<b>Total current assets</b>		<b>240,887,998</b>	<b>190,700,326</b>
<b>Total property &amp; assets</b>		<b>327,388,252</b>	<b>276,369,813</b>
<b>Fund &amp; Liabilities</b>			
Fund Account & reserves			
Capital Fund	11.00	196,419,428	158,684,301
Doner Fund	12.00	17,970,067	12,771,018
Donation Fund (Bed)	13.00	16,515,827	15,682,219
<b>Total fund &amp; reserves</b>		<b>230,905,321</b>	<b>187,137,538</b>
Non-current liabilities:			
Gratuity Fund	14.00	87,365,890	77,533,360
<b>Total non-current liabilities</b>		<b>87,365,890</b>	<b>77,533,360</b>
Current Liabilities			
Loan Account	15.00	-	3,800
Sundry Creditors	17.00	1,136,286	1,226,983
BNSB Eye Hospital (Pharmacy & Optics)	18.00	2,455,814	4,674,450
Upgradation of IHMS to EMR System		2,972,743	-
Payable (TDS & VAT)	19.00	11,419	11,419
Provision for Expenses		2,540,779	5,782,263
<b>Total current liabilities</b>		<b>9,117,041</b>	<b>11,698,915</b>
<b>Total liabilities</b>		<b>96,482,930</b>	<b>89,232,275</b>
<b>Total fund &amp; liabilities</b>		<b>327,388,252</b>	<b>276,369,813</b>

The annexed notes form an integral part of this financial Statements. Program/project wise Statement of Financial Position has shown in Annexure-B. Signed for and on behalf of Dr. K. Zaman BNSB Eye Hospital:

  
Accounts Manager

  
Co-ordinator

  
Hon'y. General Secretary

Signed in terms of our separate report of even date annexed.

Signed for and on behalf of  
Aziz Hallim Khair Choudhury  
Chartered Accountants

Md. Attab Uddin Ahmed FCA

Managing Partner

ICAB Enrolment No.:804

DVC: 2605060804AS998891

06 May 2026  
Dhaka, Bangladesh


**Dr. K. Zaman BNSB Eye Hospital, Mymensingh**  
**Statement of Income and Expenditure**  
**For the year ended 30 June 2025**


Particulars		Notes	01 July 2024 to 30 June 2025	01 July 2023 to 30 June 2024
-------------	--	-------	------------------------------------	------------------------------------


<b>Income</b>				
Grant Income		20.00	268,228,487	221,719,806
Interest on FDR		21.00	7,873,685	84,962
Bank Interest		22.00	1,838,732	204,082
Income from others			55,750	-
<b>Total</b>			<b>277,996,654</b>	<b>222,008,851</b>

<b>Expenditure</b>				
Salary & Allowance			87,372,496	67,576,386
Festival Allowances			11,645,397	8,412,420
Employees Provident fund			2,692,964	2,488,390
Employees Gratuity Fund			15,566,307	5,637,344
Revenue/Program Expenditure			120,109,479	83,398,184
Screening Eye Camp Expenses of Spreha			4,343,500	10,596,062
Screening Eye Camp Expenses of The Fred Hollows Foundation			26,270,729	33,491,875
Bank Charges			42,239	803,738
<b>Total expenditure before depreciation</b>			<b>268,043,110</b>	<b>212,404,399</b>
Depreciation			9,953,544	9,604,451
<b>Total</b>			<b>277,996,654</b>	<b>222,008,851</b>

The annexed notes form an integral part of this financial Statements. Program/project wise Statement of Income & Expenditure has shown in Annexure-C. Signed for and on behalf of Dr. K. Zaman BNSB Eye Hospital:

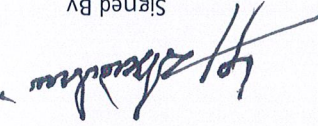
  
Accounts Manager

  
Co-ordinator

  
Hony. General Secretary

Signed in terms of our separate report of even date annexed.

Signed for and on behalf of  
**Aziz Halim Khair Choudhury**  
 Chartered Accountants



Signed By  
**Md. Aftab Uddin Ahmed FCA**  
 Managing Partner  
 ICAB Enrolment No.:804  
 DVC: 2605060804AS998891

06 May 2026  
 Dhaka, Bangladesh

**Dr. K. Zaman BNSB Eye Hospital, Mymensingh**  
**Statement of Receipts and Payments**  
**For the year ended 30 June 2025**

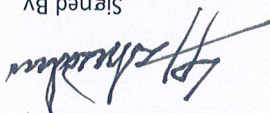
Figures in Taka

Particulars		Notes	01 July 2024 to 30 June 2025	01 July 2023 to 30 June 2024
<b>Opening Cash and Cash Equivalents</b>			184,516,416	123,748,442
Cash and Cash Equivalents			184,516,416	123,748,442
<b>Receipts</b>			301,932,398	251,098,053
23.00	Fund Received		94,110,442	97,213,153
	Hospital Contribution Received (Gratuity Fund)		4,063,787	4,063,788
24.00	Received from Patients		172,745,498	131,068,545
25.00	Income from PEC & VC		13,139,334	7,671,029
26.00	Income from Others		55,750	4,411,498
	Bed Donation Received		-	2,600,000
	3,800		-	3,800
	Received from Hospital Pharmacy & Optic Mymensingh		2,972,743	-
	Received from Upgradation of IHMS to EMR System		10,687,607	2,095,124
	Interest of FDR		1,992,469	1,568,267
	Sell of Medicine & Optic PEC-Nakla		2,164,768	402,849
	Bank Interest		2,164,768	402,849
	<b>Realization</b>		11,900,623	16,948,042
Sch.3	Advance		5,834,223	11,351,479
	Loan Receivable		300,000	1,209,295
Sch.4	Sundry Creditor		5,766,400	4,387,268
<b>Total</b>			<b>498,349,436</b>	<b>391,794,537</b>
<b>Payments</b>			10,784,310	22,942,763
<b>Capital expenditure</b>		Annex-A	10,784,310	22,942,763
Fixed assets			10,784,310	22,942,763
<b>Disbursement</b>			16,991,306	13,616,324
	Globex Marketing Ltd.		-	206,095
Sch.2	Advance		11,134,209	7,937,166
Sch.3	Sundry Creditor Realization		5,857,097	5,473,063
<b>Expenses</b>			87,372,496	67,576,386
	Salary & Allowance		11,645,397	8,412,420
	Employees Provident fund		2,692,964	2,488,390
14.00	Employees Gratuity Payment		6,957,291	379,500
	Employees Gratuity Fund Hospital Contribution this Year		4,063,788	4,063,788
27.00	Revenue/Program Expenditure		123,354,764	84,070,482
	Sell Return of Optical Good PEC-Nakla		4,211,105	1,964,258
	Advance Camp Expenses		-	300,000
	Provision paid		-	269,875
28.00	Bank Charges		571,913	1,193,935
	<b>Total Payment</b>		<b>240,869,718</b>	<b>170,719,034</b>



06 May 2026  
Dhaka, Bangladesh


Signed By  
**Md. Aftab Uddin Ahmed FCA**  
Managing Partner  
ICAB Enrolment No.:804  
DVC: 2605060804A5998891




Signed for and on behalf of  
**Aziz Halim Khair Choudhury**  
Chartered Accountants

Signed in terms of our separate report of even date annexed.

  
Accounts Manager

  
Co-ordinator

  
Hon'y. General Secretary

The annexed notes form an integral part of this financial Statements. Program/project wise Statement of Receipts and Payments has shown in Annexure-D. Signed for and on behalf of Dr. K. Zaman BNSB Eye Hospital:

Closing Balance		Total	
Cash and Cash Equivalents			
Particulars	Notes	01 July 2024 to 30 June 2025	01 July 2023 to 30 June 2024
		229,704,102	184,516,416
		229,704,102	184,516,416
		498,349,436	391,794,537

Figures in Taka

Dr. K. Zaman BNSB Eye Hospital, Mymensingh

Statement of Change in Fund  
For the year ended 30 June 2025

Figures in Taka

Particulars	Balance at 1 July, 2024				Balance at 30 June, 2025			
	Capital Fund	Donor Fund	Donation Fund (Bed)	BDT	Capital Fund	Donor Fund	Donation Fund (Bed)	BDT
	158,684,301	12,771,018	15,682,219	187,137,538	196,419,428	17,970,067	16,515,826	230,905,321
Capital Expenditure	10,784,310	-	(100,000)	10,684,310	26,491,864	-	-	26,491,864
Transfer from Dr. K. Zaman BNSB Eye Hospital Trust Capital Fund	26,491,864	-	-	26,491,864	453,164	-	-	453,164
Depreciation Fund on Interest	453,164	-	-	5,789	5,789	-	-	5,789
Bangladesh Vision Centre Establishment and Management	-	-	-	314	-	-	-	314
Reduction Of Avoidable Blindness Project	-	-	-	286,931	-	-	-	286,931
Comprehensive Eye Care Services In Mymensingh Region	-	-	-	286,931	-	-	-	286,931
Elimination of avoidable Blindness From Netrokona District	-	-	-	(480,671)	-	-	-	(480,671)
Bangladesh Vision Centre Establishment And Management	-	-	-	(358,729)	-	-	-	(358,729)
District Refractive Error and Eye Care Search and Treat Initiative	-	-	-	2,900	-	-	-	2,900
(DRESTIT)	-	-	-	1,425,417	-	-	-	1,425,417
Sunshine-Eyesight Restoration Surgeries in Rural Mymensingh Region	-	-	-	4,322,792	-	-	-	4,322,792
Technical and Financial Assistance For Prevention of Blindness, Education, Rehabilitation, Skill and Livelihood Development of Persons	-	-	-	(748)	-	-	-	(748)
QCV project	-	-	-	784	-	-	-	784
Comprehensive Eye Care Program In Rural Mymensingh Region	-	-	-	59	-	-	-	59
NCBP project	-	-	-	933,607	-	-	-	933,607
Interest received during the year	-	-	-	-	-	-	-	-
<b>Balance at 30 June, 2025</b>	<b>196,419,428</b>	<b>17,970,067</b>	<b>16,515,826</b>	<b>230,905,321</b>	<b>196,419,428</b>	<b>17,970,067</b>	<b>16,515,826</b>	<b>230,905,321</b>

Particulars	Balance at 1 July, 2023				Balance at 30 June 2024			
	Capital Fund	Donor Fund	Donation Fund (Bed)	Total	Capital Fund	Donor Fund	Donation Fund (Bed)	Total
	63,607,111	18,596,589	12,359,896	94,563,596	158,684,301	12,771,018	15,682,218	187,137,538
Capital Expenditure	22,942,763	-	-	22,942,763	421,324	-	-	421,324
Income over Expenditure (Depreciation Fund on Interest)	421,324	-	-	421,324	(9,012)	-	-	(9,012)
Adjusted with cash in Hand	(9,012)	-	-	40,075,122	40,075,122	-	-	40,075,122
Contribution from fund	40,075,122	-	100,000	31,746,993	31,646,993	-	-	31,646,993
Transfer from Dr. K. Zaman BNSB Eye Hospital Trust Capital Fund	31,646,993	-	-	37,657	-	-	-	37,657
Reduction Of Avoidable Blindness Project	-	-	-	(29,408)	-	-	-	(29,408)
Comprehensive Eye Care Services In Mymensingh Region	-	-	-	(676,874)	-	-	-	(676,874)
Elimination of avoidable Blindness From Netrokona District	-	-	-	(478,306)	-	-	-	(478,306)
Bangladesh Vision Centre Establishment And Management	-	-	-	4,347	-	-	-	4,347
District Refractive Error and Eye Care Search and Treat Initiative	-	-	-	(3,213,834)	-	-	-	(3,213,834)
(DRESTIT)	-	-	-	4,347	-	-	-	4,347
Sunshine-Eyesight Restoration Surgeries in Rural Mymensingh Region	-	-	-	(1,572,840)	-	-	-	(1,572,840)
Technical and Financial Assistance For Prevention of Blindness, Education, Rehabilitation, Skill and Livelihood Development of Persons with Disabilities in Bangladesh	-	-	-	16,079	-	-	-	16,079
QCV	-	-	-	83,828	-	-	-	83,828
Comprehensive Eye Care Program In Rural Mymensingh Region	-	-	-	3,780	-	-	-	3,780
NCBP	-	-	-	2,600,000	-	-	-	2,600,000
Bed Donation Fund received during the year	-	-	-	622,321	-	-	-	622,321
Interest received during the year	-	-	-	-	-	-	-	-
<b>Balance at 30 June 2024</b>	<b>158,684,301</b>	<b>12,771,018</b>	<b>15,682,218</b>	<b>187,137,538</b>	<b>158,684,301</b>	<b>12,771,018</b>	<b>15,682,218</b>	<b>187,137,538</b>

The annexed notes form an integral part of this financial Statements. Signed for and on behalf of Dr. K. Zaman BNSB Eye Hospital.

Accounts Manager

06 May 2026  
Dhaka, Bangladesh

Co-ordinator

Hony. General Secretary



Dr. K. Zaman BNSB Eye Hospital, Mymensingh  
Statement of Cash Flows  
For the year ended 30 June 2025

Particulars	Notes	01 July 2024 to 30 June 2025	01 July 2023 to 30 June 2024
-------------	-------	------------------------------------	------------------------------------


Cash flows from operating activities

Received during the year		301,932,396	333,177,821
Received against liabilities		11,900,623	15,738,747
Project Expenditures		(240,869,718)	(170,719,035)
Payment for Advance and sundry creditors		(16,991,306)	(13,616,324)
Net cash flow from operating activities: A		55,971,995	164,581,209
B. Cash flows from investing activities		(10,784,310)	(22,942,763)
Acquisition of property, plant and equipment		(10,784,310)	(22,942,763)
Net cash used in investing activities : B		(10,784,310)	(22,942,763)
C. Cash flows from financing activities		-	3,800
Loan Received		-	3,800
Net cash used in financing activities : C		-	3,800


Net cash increase during the year (A+B+C)		45,187,685	141,642,246
Cash and cash equivalents at the beginning of the year		184,516,416	42,874,171
Cash and cash equivalents at end of the year		229,704,102	184,516,416

The annexed notes form an integral part of this financial Statements. Signed for and on behalf of Dr. K. Zaman BNSB Eye Hospital:


Co-ordinator



Accounts Manager



Hony. General Secretary



06 May 2026  
Dhaka, Bangladesh



**1.00 Background**

BNSB started its work in Mymensingh from 1978. At the beginning it organized eye camps in the rural remote areas of the greater Mymensingh district which consists of Mymensingh, Jamalpur, Kishoregonj, Tangail, Serpur and Netrakona. Facilities of eye treatment here were very limited. In 1982 BNSB Mymensingh started an Eye Hospital namely Dr. K. Zaman BNSB Eye Hospital of 25 beds in a rental house at Mymensingh town, with the financial support of local philanthropist, local elites and social worker with a view to facilitate treatment of eye patients of the Mymensingh district and its adjacent areas. This Eye Hospital, besides giving round the year services to the patients has also been conducting various outreach programs, eye camps, school sight testing, primary eye care Centre, vision Centre, community-based rehabilitation programme, etc. to achieve its objective at the community level. BNSB Mymensingh started to build its own hospital building in 1985. The hospital was shifted from the rental house to its own building in 1987 and extended from 25 beds to 31 beds. Adding a new dimension to ensure eye care both curative and preventive for the poor and distressed people of the community. After the death of its founder Dr. K. Zaman in 2013 this hospital has been named after name of its founder to commemorate his contribution and dedication. Now this hospital has been named as "Dr. K. Zaman BNSB Eye Hospital".

**Vision and Mission of the organization:**

**Vision:** To reduce the curse of blindness in the society we live in.

**Mission:** Make people aware about prevention of blindness, provide specialized treatment for eye patient and rehabilitate the blind and visually handicapped people.

**2.02 PERIOD COVERED**

As required by appointment, we have reviewed the project, which covers the period from 01 July 2024 to 30 June 2025.

**3.00 Significant Accounting Policies:**

**3.01 Basis of Accounting:**

The financial statements have been prepared applying under the historical cost convention in accordance with International Financial Reporting Standards.

**3.02 Program Fund Management:**

Grants/Contribution from Development Partners are received through mother account and then transferred to respective projects bank account for projects.

**3.03 Comparison:**

There are comparative figures as this is the previous year of the projects.

**3.04 Accounting for Grant:**

Grant is recognized as income in accordance with the International Accounting Standard-20, i.e. grant is recognized over the periods necessary to match them with the related cost of those periods.

**3.05 Books of Accounts**

The project has maintained cash book, ledger and other books and records.

**3.06 Component of Financial Statements:**

- a. Statement of Financial Position
- b. Statement of Income & Expenditure
- c. Statement of Receipts & Payments
- d. Statement of Cash Flows
- e. Notes to the Financial Statements

**3.07 General:**

Figures have been rounded off nearest to taka.





Notes	Particulars	As at 30 June 2025	As at 30 June 2024
6.00	Property, Plant and equipment (Written Down Value) At Cost: Opening balance 173,096,737 Transfer from BNSB Local Society - Addition during the year (Annexure A) 10,784,310 Total 183,881,047 Accumulated Depreciation Opening balance 87,427,249 Transfer from BNSB Local Society 742,949 Depreciation charged during this year (Annexure A) 9,953,544 Total 97,380,793 Written down value (WDV) 86,500,254	173,096,737	85,669,487
7.00	BNSB Local Society Fund (Receivables) Opening balance (45,674,093) Received during the year 163,612 Fund Available for spent (45,510,481) Transferred to Grants Income (117,496,153) Contribution (Hospital Expenditure) 122,000,000 Capital Expenditure (22,942,763) Closing Balance (63,949,397) Elimination for Completion 63,949,397 Total -	-	-
8.00	Loan Receivable: Opening Balance 384,600 Transferred from BNSB Trust - Camp Expenses - Less: Adjustment this year BNSB Eye Hospital Pharmacy & Optics - Muslim Aid UK Bangladesh (Kobani Project) - Camp Expenses 609,295 300,000 Closing Balance 1,209,295 384,600	384,600	1,593,895
9.00	Advance Deposit & Prepayments Opening balance 5,799,310 Advance made during the year 11,134,209 Total 16,933,519 Realized/adjusted during the year (5,834,223) Closing Balance 11,099,296 Details are shown in Schedule 3	5,799,310	5,799,310
10.00	Cash and Cash Equivalents Cash in Hand 27,815 Cash at Bank 90,027,530 Investment in FDR (Schedule-1) 139,649,529 Closing Balance 229,704,874 Details are shown in FDR - (Schedule -1) and Cash and Bank- (Schedule-5) 184,516,415	11,038	109,804,825

Figures in Taka



Notes	Particulars	As at 30 June 2025	As at 30 June 2024
10.01	Cash in Hand	27,190	11,038
	Hospital Account	625	-
	Dr. K. Zaman BNSB Eye Hospital Trust		
	<b>Total</b>	<b>27,815</b>	<b>11,038</b>
10.02	Cash at Bank		
a)	Hospital Account	5,075	4,865
	SB A/C 11511, Rupali Bank Chotobazar Br. Mymensingh		
	STD A/C No # 28/02/240028024 Rupali Bank Choto Bazar Br. Mymensingh	3,136,801	313,584
	Mymensingh		
	SB A/C 12587, Rupali Bank Chotobazar Br. Mymensingh	13,754	13,602
	SB A/C 13840, Janata Bank Main Br. Mymensingh	3,034	3,034
	<b>Total</b>	<b>3,158,665</b>	<b>335,085</b>
b)	Depreciation Fund Account	27,258	27,719
	SB A/C 632, National Bank Main Br. Mymensingh		
	<b>Total</b>	<b>27,258</b>	<b>27,719</b>
c)	Gratuity Fund	115,783	6,250,280
	SB A/C 137, National Bank Main Br. Mymensingh		
	STD A/C 0786024004814, Rupali Bank Chotobazar Br. Mymensingh	3,407,362	-
	<b>Total</b>	<b>3,523,144</b>	<b>6,250,280</b>
d)	Bed Donation Fund	4,394,301	4,288,300
	SB A/C 670/2101393, National Bank Main Br. Mymensingh		
	SB A/C 1393, The City Bank Ltd. Main Br. Mymensingh	7,963	7,963
	<b>Total</b>	<b>4,402,264</b>	<b>4,296,263</b>
e)	Reduction of Avoidable Blindness	37,970	37,657
f)	NCBP	3,839	3,780
g)	Catar Creating Vision (CCV)	15,331	16,079
h)	Comprehensive Eye Care Program in Rural Mymensingh Region	84,612	83,828
i)	Comprehensive Eye Care Service in Mymensingh Region	1,342,978	654,612
j)	District Refractive Error and Eye Care Search and Treat Initiative	7,247	4,347
k)	Elimination of avoidable Blindness From Netrokona District of	35,527	27,287
l)	Sunshine-Eyesight Restoration Surgeries in Rural Mymensingh	512,108	442,870
m)	Bangladesh Vision Centre Establishment And Management	81,488	75,699
n)	(Jamalpur, Bangladesh)	2,809,952	109,931
	Technical and Financial Assistance For Prevention of Blindness, Education, Rehabilitation, Skill and Livelihood Development of		
	Persons with Disabilities in Bangladesh		
o)	Dr. K. Zaman BNSB Eye Hospital Trust	73,985,147	62,335,116
	Rupali Bank Ltd. A/C No-8466	21,584,884	32,203,360
	Sonali Bank Ltd. A/C No-8550 (Mohangonj)	6,061,130	2,501,809
	Sonali Bank Ltd. A/C No-15882 (Nakla)	5,811,338	5,789,559
	National Bank PLC	30,236,346	5,573,374
	Bangladesh Krishi Bank A/C No-49030311101616	3,123,567	1,774,051
	City Bank Ltd. A/C No-17437	2,730	2,730
	ABL A/C No-02000133347424	3,554,571	2,271,594
	DBBL A/C No-156.120.1376	3,607,602	12,215,802
	UCB Bank Ltd. A/C No-384	2,354	2,212
	Cash in Hand	625	625
	<b>Total</b>	<b>90,027,530</b>	<b>74,700,552</b>

Figures in Taka



Notes	Particulars	As at 30 June 2025	As at 30 June 2024
<b>10.03</b>	<b>Investment in FDR</b>		
	Opening balance	109,804,825	30,649,110
	Transfer from Dr. K. Zaman BNSB Eye Hospital Trust FDR Opening	8,844,704	34,420,148
	Prior year adjustment	-	4,735,567
	Transferred from accrued interest	-	4,735,567
	New Investment during the year	21,000,000	40,000,000
	<b>Closing Balance</b>	<b>139,649,529</b>	<b>109,804,825</b>
<b>11.00</b>	<b>Capital Fund</b>		
	Opening Capital Fund Hospital	158,684,301	63,607,111
	Transfer from Dr. K. Zaman BNSB Eye Hospital Trust Capital Fund	26,491,864	31,646,993
	Addition during the year	10,784,310	22,942,763
	Contribution From Fund	-	40,075,122
	Income over Expenditure (Depreciation Fund on Interest)	453,164	421,324
	Adjusted with cash in Hand	-	(9,012)
	Bangladesh Vision Centre Estralishment and Management (Jamalpur)	5,789	-
	<b>Closing Balance</b>	<b>196,419,428</b>	<b>158,684,301</b>
	<b>Details are as follows:</b>		
	BNSB Hospital	91,316,935	80,532,625
	Bangladesh Vision Centre Estralishment and Management (Jamalpur)	31,761	25,972
	Dr. K. Zaman BNSB Eye Hospital Trust Fund	98,213,979	71,722,115
	Depreciation Fund.	6,856,753	6,403,589
	<b>Total</b>	<b>196,419,428</b>	<b>158,684,301</b>
<b>12.00</b>	<b>Doner Fund (Program Fixed Assets)</b>		
	Reduction Of Avoidable Blindness Project	1,296,840	1,296,527
	Comprehensive Eye Care Services In Mymensingh Region	1,247,978	961,047
	Elimination of avoidable Blindness From Netrokona District of Bangladesh	826,817	1,307,488
	Bangladesh Vision Centre Establishment And Management (Jamalpur, Bangladesh)	1,076,187	1,434,916
	District Refractive Error and Eye Care Search and Treat Initiative (DRESTIT)	7,247	4,347
	Sunshine-Eyesight Restoration Surgeries in Rural Mymensingh Region, Bangladesh	(1,788,417)	(3,213,834)
	Technical and Financial Assistance For Prevention of Blindness, Education, Rehabilitation, Skill and Livelihood Development of Persons with Disabilities in Bangladesh	2,749,952	(1,572,840)
	QCV project	15,331	16,079
	Comprehensive Eye Care Program In Rural Mymensingh Region	84,612	83,828
	NCBP project	12,453,519	12,453,460
	<b>Total</b>	<b>17,970,067</b>	<b>12,771,018</b>

Figures in Taka



Notes	Particulars	As at 30 June 2025	As at 30 June 2024
13.00	<b>Donation Fund (Bed)</b>		
	<b>Capital Fund</b>		
	Opening Balance	11,350,000	8,650,000
	Bed Donation Fund received during the year	-	2,600,000
	Perfor year adjustment	(100,000)	-
	Transfer From Dr. K Zanab BNSB Eye Hospital Trust	-	100,000
	<b>Total</b>	<b>11,250,000</b>	<b>11,350,000</b>
	<b>Surplus/(deficit of bed donation fund income</b>		
	Opening Balance	4,332,219	3,709,896
	Interest received during the year	1,144,418	773,567
	Bank Charges	(210,810)	(151,244)
	<b>Total</b>	<b>5,265,827</b>	<b>4,332,219</b>
	<b>Grand Total</b>	<b>16,515,827</b>	<b>15,682,219</b>
14.00	<b>Gratuity Fund</b>		
	Opening Gratuity Fund	77,533,360	71,428,310
	Provision for the year	15,566,307	5,637,344
	Interest income less bank charge	1,223,514	847,206
	<b>94,323,181</b>	<b>77,912,860</b>	<b>77,912,860</b>
	Less: Settlement to Staff	(6,957,291)	(379,500)
	<b>Closing Balance</b>	<b>87,365,890</b>	<b>77,533,360</b>
15.00	<b>Loan Account</b>		
	Opening Balance	3,800	69,701
	Add: Received during the year	-	3,800
	Less: Adjustment with Capital Fund	(3,800)	(69,701)
	<b>Closing balance</b>	<b>-</b>	<b>3,800</b>
	<b>Details are as follows:</b>		
	BNSB Eye Hospital Pharmacy & Optics (Comprehensive))	-	3,800
16.00	<b>Current Account With Hospital</b>		
	Opening Balance	-	(45,673,094)
	Transfer From Dr. K Zanab BNSB Eye Hospital Trust Contribution	166,000,000	122,000,000
	(Hospital Expenditure)	-	76,326,906
	<b>Fund Available For Spent</b>	<b>166,000,000</b>	<b>76,326,906</b>
	Adjustment of Local Contribution Received from BNSB Mymensingh	-	(12,377,509)
	Transferred to Grants Income	-	-
	Elimination for Completion	(166,000,000)	(63,949,397)
	<b>Closing Balance</b>	<b>-</b>	<b>(63,949,397)</b>
17.00	<b>Sundry Creditors</b>		
	Comprehensive Eye Care Program In Rural Mymensingh Region	4,000	4,000
	Alpha Vision	1,155,582	-
	Insaf Trading Company	-	1,246,337
	Provision for VAT	(14,941)	(14,941)
	Provision for Tax	(8,355)	(8,413)
	<b>Total</b>	<b>1,136,286</b>	<b>1,226,983</b>

Details are shown in Schedule - 3

Figures in Taka

Figures in Taka

Notes	Particulars	As at 30 June 2025	As at 30 June 2024
-------	-------------	--------------------	--------------------

<b>18.00</b>	<b>BNSB Eye Hospital Pharmacy &amp; Optics:</b>		
	<b>A. Sell of Medicine PEC-Nakla</b>		
	Opening Balance	4,512,925	3,446,318
	Add: This Year Sell of Medicine PEC-Nakla	1,207,149	1,066,607
	Less: Adjustment during the year	(4,211,105)	-
	<b>Closing Balance</b>	<b>1,508,969</b>	<b>4,512,925</b>
	<b>B. Sell of Optical Good PEC-Nakla</b>		
	Opening Balance	161,525	1,624,123
	Add: This Year Sell of Optical Good PEC-Nakla	785,320	501,660
	Less: Adjustment during the year	-	(1,964,258)
	<b>Closing Balance</b>	<b>946,845</b>	<b>161,525</b>
	<b>Total (A+B)</b>	<b>2,455,814</b>	<b>4,674,450</b>

<b>19.00</b>	<b>Provision for Expenses</b>		
	Opening Balance	5,782,263	6,461,382
	Provision made during the year	2,540,779	5,782,263
	Provision paid during the year	(5,782,263)	(6,461,382)
	<b>Closing Balance</b>	<b>2,540,779</b>	<b>5,782,263</b>

	<b>Details are as follows:</b>		
	Comprehensive Eye Care Service in Mymensingh Region	95,000	184,991
	Elimination of avoidable Blindness From Netrokona District of Bangladesh	35,527	208,070
	Sunshine-Eyesight Restoration Surgeries in Rural Mymensingh Region, Bangladesh	2,300,525	3,656,704
	Bangladesh Vision Centre Establishment And Management (Jamalpur, Bangladesh)	49,727	49,727
	Provision Technical and Financial Assistance For Prevention of Blindness, Education, Rehabilitation, Skill and Livelihood Development of Persons with Disabilities in Bangladesh	60,000	1,682,771
	<b>Closing Balance</b>	<b>2,540,779</b>	<b>5,782,263</b>





Notes	Particulars	01 July 2024 to 30 June 2025	01 July 2023 to 30 June 2024
<b>20.00</b>	<b>Grant Income</b>	<b>268,228,487</b>	<b>221,719,806</b>
	Total Expenditure as per I/E	268,228,487	221,719,806
	<b>Total</b>	<b>268,228,487</b>	<b>221,719,806</b>
<b>21.00</b>	<b>Interest on FDR</b>	116,048	84,962
	Interest income on Hospital FDR	7,757,637	-
	Interest income on DR. K. ZAMAN BNSB, MYMENSINGH	7,757,637	-
	Interest income on Hospital FDR	116,048	84,962
	Interest income on Depreciation Fund FDR	545,441	423,046
	Interest income on Bed Donation Fund FDR	1,015,369	695,052
	Interest income on Gratuity Fund FDR	1,253,111	892,064
	Interest income on Hospital FDR	10,687,607	2,095,124
<b>22.00</b>	<b>Bank Interest</b>	680	-
	Interest income on Hospital FDR	1,613,160	-
	Interest income on DR. K. ZAMAN BNSB, MYMENSINGH	224,892	204,082
	Interest income on Projects	1,838,732	204,082
<b>23.00</b>	<b>Fund Received</b>	1,229,237	163,612
	Fund from BNSB Local Society	1,229,237	163,612
	Bangladesh Vision Centre Establishment And Management (Jamalpur, Bangladesh)	-	-
	Sunshine-Eyesight Restoration Surgeries in Rural Mymensingh Region, Bangladesh	12,680,817	10,344,362
	Comprehensive Eye Care Service in Mymensingh Region	25,085,996	14,461,068
	Donation Fund Received for Screening Eye Camp	-	10,596,062
	Elimination of avoidable Blindness From Netrokona District of Bangladesh	1,298,568	1,312,996
	District Refractive Error and Eye Care Search and Treat Initiative (DRE5TI)	2,760,824	5,728,920
	The Fred Hollows Foundation-Bangladesh Blindness Prevention Program	-	33,491,875
	Contribution Receivable From BNSB Eye Hospital Netrokona	-	5,000,000
	Contribution Receivable From BNSB Eye Hospital Pharmacy & Optics	-	1,964,258
	Technical and Financial Assistance For Prevention of Blindness, Education, Rehabilitation, Skill and Livelihood Development of Persons with Disabilities	20,440,771	14,150,000
	Donation Spreha Bangladesh for Screening Eye Camp	4,343,500	-
	Donation Received from The Fred Hollows Foundation for Screening Eye Camp	26,270,729	-
	<b>Total</b>	<b>94,110,442</b>	<b>97,213,153</b>
<b>24.00</b>	<b>Received from Patients</b>	12,774,590	12,774,590
	In-door Patients	12,774,590	12,774,590
	IOL Phaco	69,253,225	55,067,960
	Laboratory	2,514,875	2,461,475
	OPD Investigation	34,170,600	28,797,830
	Out-Door Ticket	31,495,450	28,477,790
	Out-Door Ticket Premium	-	-
	Privet Operation	3,911,160	3,409,400
	Received for Screening Eye Camp	14,734,788	79,500
	<b>Total</b>	<b>172,745,498</b>	<b>131,068,545</b>
<b>25.00</b>	<b>Income from PEC &amp; VC</b>	3,528,232	1,970,956
	Income from PEC-Mohanganj	2,200,320	1,683,231
	Income from PEC-Nokia	631,612	408,199
	Income from PEC-Tarail	381,065	212,720
	Income from PEC-Kendua	326,500	474,549
	Income from PEC-Bhaluka	582,421	265,568
	Income from PEC-Sreebordi	-	-

Figures in Taka



Notes	Particulars	01 July 2024 to 30 June 2025	01 July 2023 to 30 June 2024
	Income from PEC-Durgapur	745,190	424,060
	Income from VC- Sherpur	1,549,627	799,201
	Income from VC- Nadina	517,182	203,255
	Income from VC- Fulbaria	973,215	483,025
	Income from VC- Gafargaon	739,710	359,375
	Income from VC- Ghatail	964,260	386,890
26.00	<b>Income from Others</b>	<b>13,139,334</b>	<b>7,671,029</b>
	Interest from FDR	-	3,437,391
	Bank interest	-	973,107
	Miscellaneous Income BNSB Mymensingh	32,250	-
	Miscellaneous Income (Hospital)	23,500	1,000
27.00	<b>Revenue expenditure</b>	<b>55,750</b>	<b>4,411,498</b>
27.01	<b>Hospital Account</b>	<b>24,745</b>	<b>1,300</b>
	Gardening	187,686	14,000
	T.A & D.A. and Conveyance	370,819	370,180
	Transport (Fuel, Maintenance & Insurance)	930,469	610,956
	Food Stuff	1,680,646	1,133,460
	Registration & Renewal Fee	246,585	384,165
	House Rent Vision Centre-Sreebordi	189,480	168,780
	House Rent Vision Centre-Nadina	176,400	165,700
	House Rent Vision Centre-Kendua	19,770	66,368
	House Rent Vision Centre -Durgapur	151,200	118,800
	House Rent Vision Centre -Fulbaria	48,000	-
	House Rent Vision Centre -Gafargaon	56,000	-
	House Rent Vision Centre -Ghatail	56,000	-
	House Rent Vision Centre -Nandail	39,100	-
	Hotel Rent	23,542	11,584
	Vision Centre Expenses - Durgapur	168,470	144,111
	Vision Centre Expenses - Fulbaria	62,175	-
	Vision Centre Expenses - Gafargaon	45,872	-
	Vision Centre Expenses - Ghatail	19,950	-
	Vision Centre Expenses - Kendua	57,512	81,851
	Vision Centre Expenses - Nandina	92,357	113,777
	Vision Centre Expenses - Nandail	20,154	-
	Vision Centre Expenses -Sreebordi	61,678	-
	WDF Expenses	27,014	98,225
	World Sight Day Observe	200,000	26,468
	Income Tax of Dr.K.Zaman BNSB Eye Hospital	1,236,740	943,556
	Research Expenses	5,028	-
	Meeting Expenses	781,008	23,499
	Audit Fee	208,920	360,000
	Up-keep, Repair & Maintenance(generator)	1,114,828	1,201,463
	Up-keep, Repair & Maintenance	8,345,864	3,319,947
	Printing & Stationery	2,234,258	1,825,040
	Human Resource Development	339,634	412,042
	Postage, Telephone & Telegram	256,957	192,608
	Medical/Medicine Supplies	5,617,733	2,569,142
	IOL Expenses	13,958,773	8,129,778
	Laundry, linen & Uniforms	529,540	618,468
	DAK Expenses Camp	62,905	18,480
	Sight Server Camp Expenses	30,290	42,295

Figures in Taka



Notes	Particulars	01 July 2024 to 30 June 2025	01 July 2023 to 30 June 2024
	Staffs Picnic	178,550	-
	Poor Patients Expenses	5,413	-
	Electricity & Water Charges	1,685,124	1,278,371
	Entertainment Guest	137,541	163,062
	Entertainment Staff	675,507	512,243
	Rent, Rate and Taxes	62,748	155,099
	Contingency	23,630	43,965
	<b>Total as per Income &amp; Expenditure</b>	<b>42,446,615</b>	<b>25,318,783</b>
	Provision for VAT	-	-
	Provision for Tax	-	-
	<b>Total as per Receipt &amp; Payment</b>	<b>42,446,615</b>	<b>25,318,783</b>
27.02	<b>DRETTI Project:</b>		
	Project's Staffs Salary	-	162,000
	Travelling allowance and Daily Allowances	20,412	39,200
	Rent of Office/House Rent	-	54,000
	Observation of World Sight Day	10,995	-
	Stationery, Seal and Stamps	-	23,800
	Other Expenses	-	2,000
	Telephone & Internet	43,000	9,000
	Training & Orientation Cost	39,827	112,000
	Bank Charges	4,765	4,102
	Medical Expenses	2,641,825	4,092,500
	<b>Total as per Income &amp; Expenditure</b>	<b>2,760,824</b>	<b>4,498,602</b>
	Less: Provision for expenses	-	1,231,600
	Add: Provision for expenses	-	1,231,600
	<b>Total as per Receipt &amp; Payment</b>	<b>2,760,824</b>	<b>5,730,202</b>
27.03	<b>Comprehensive Eye Care Service in Mymensingh Region</b>		
	Salary & Allowance	8,119,946	7,669,039
	Travelling allowance and Daily Allowances (TA & DA ) for Consultant and project pe	64,670	64,000
	Rent of Office	895,680	908,700
	Electricity	182,509	172,551
	Stationery, Seal and Stamps	299,829	259,267
	Insurance/Bank charges	30,620	18,391
	Telephone/Telex/Internet/Fax	139,382	143,970
	Transport Cost	498,568	451,392
	Audit fees	95,000	70,000
	Uniform	90,300	30,000
	Awareness/Motivation/Sensitization/Orientation	169,350	149,700
	Training/TOT/Refreshes Expenses	1,942,500	2,402,000
	Medical and Surgical Requisites	11,613,955	-
	Medical Expenses	-	10,763,955
	Diet	192,000	168,000
	Other Expenses	69,505	26,655
	Repairs & Maintenance	83,665	52,445
	<b>Total as per I/E</b>	<b>24,487,479</b>	<b>23,350,065</b>
	Add: Last year loan refund and Provision for expenses	188,791	191,003
	<b>Total</b>	<b>24,676,270</b>	<b>23,541,068</b>
	Less: Provision for expenses	(95,000)	(192,812)
	<b>Total as per R/P</b>	<b>24,581,270</b>	<b>23,348,256</b>

Figures in Taka



Notes	Particulars	01 July 2024 to 30 June 2025	01 July 2023 to 30 June 2024
27.04	Technical and Financial Assistance For Prevention of Blindness, Education, Rehabilitation, Skill and Livelihood Development of Persons with Disabilities in Bangladesh		
	Salary & Allowance	5,157,668	3,913,300
	Travel/Daily Allowance	350,900	457,462
	Transport	1,650,000	1,636,556
	Audit fees	60,000	60,000
	Seminar/Conference	100,000	81,317
	Advocacy/Awareness Raisin/Visibility/Publicity/Workshop	355,005	322,525
	Training/TOT/Refreshes Expenses	482,985	684,583
	Medicine and Other Supplies	6,652,846	5,859,733
	Food Expenses	1,250,000	1,311,000
	Research/Survey Costs	60,000	-
	Medicine and Other Supplies (Inventory Use)	-	-
	<b>Total as per I/E</b>	<b>16,119,404</b>	<b>14,326,476</b>
	Less: Provision for expenses	(60,000)	(1,682,771)
	<b>Total</b>	<b>16,059,404</b>	<b>12,643,705</b>
	Add: Paid Provision for expenses this Year	1,682,771	1,642,120
	Less: Inventory Use	-	-
	Less: Advance Adjusted	-	-
	<b>Total as per R/P</b>	<b>17,742,175</b>	<b>14,285,825</b>
27.05	Elimination of avoidable Blindness From Netrokona District of Bangladesh :		
	Project's Staffs Salary	318,733	433,280
	Travelling allowance and Daily Allowances	35,610	39,002
	Office Rent/House Rent	113,690	198,840
	Electricity	8,400	2,400
	Stationery, Seal and Stamps	16,960	15,930
	Other Expenses	10,000	4,990
	Telephone & Internet	17,672	15,380
	Transport	33,000	50,565
	Audit Fee	35,527	40,000
	Bank Charges	4,987	1,728
	Medical Expenses	528,000	382,800
	<b>Total as per I/E</b>	<b>1,122,579</b>	<b>1,184,915</b>
	Less: Provision for expenses	(35,527)	(208,070)
	<b>Total</b>	<b>1,087,052</b>	<b>976,845</b>
	Add: Provision expenses paid this year	208,070	111,311
	<b>Total as per R/P</b>	<b>1,295,122</b>	<b>1,088,156</b>
27.06	Sunshine-Eyesight Restoration Surgeries in Rural Mymensingh Region, Bangladesh		
	Transport	1,215,420	1,102,332
	Audit fees	40,000	40,000
	Bank Charges	3,338	17,747
	Stationery, Seal and Stamps	64,661	55,230
	Medicine and Other Supplies	8,725,164	7,811,764
	Spectacle	-	468,000
	Food	1,228,350	954,400
	<b>Total as per I/E</b>	<b>11,276,933</b>	<b>10,449,473</b>
	Less: This year Provision for expenses	(2,300,525)	(3,656,704)
	Add: Last year Provision for expenses Paid	3,656,704	3,235,621
	Add: BNSB Mymensingh Loan Payment	-	1,000
	<b>Total as per R/P</b>	<b>12,633,112</b>	<b>10,029,390</b>

Figures in Taka



Notes	Particulars	01 July 2024 to 30 June 2025	01 July 2023 to 30 June 2024
27.07	Bangladesh Vision Centre Establishment And Management (Jamalpur, Bangladesh)	1,351	1,351
	Bank Charges	1,351	-
	Total as per I/E	1,351	-
	Less: Provision for expenses	-	-
	Total	1,351	-
	Add: Fixed Assets Purchase	-	-
	Total as per R/P	1,351	-
27.08	Dr. K. Zaman BNSB Eye Hospital Trust	2,520,638	3,269,534
	EX-Gratia	300,000	-
	Audite Fee	9,612,428	-
	Contribution Comprehensive Eye Care Services In Mymensingh	-	20,000
	Consultan Fee	127,358	88,027
	SSTP Programme Of DRESTI Expenses	1,455,269	-
	Bank Charge	264,717	-
	TDS On Bank Interest	7,615,235	892,309
	Screening Eye Camp Organized Allowance	21,895,645	4,269,870
	Total	21,895,645	83,398,184
	Total Amount in Shown in I/E	21,895,645	84,070,482
	Total Amount in Shown in R/P	123,354,763	163,871,094
28.00	Bank Charges	187,763	767,280
	Bank Charge Bed Donation Fund FDR	-	135,777
	Bank Charge of Gratuity Fund FDR	195,966	141,809
	Bank Charge of Gratuity Bank Accounts	30,621	17,238
	Comprehensive Eye Care Program In Mymensingh Region	1,762	4,709
	Bank Charge FDR	20,407	15,744
	Hospital Bank STD A/C Bank Charges	17,432	20,714
	Reduction of Avoidable Blindness	55	51
	Bangladesh Vision Centre Establishment And Management (Jamalpur, Bangladesh)	1,352	-
	Bank Charges of NCBP	10	9
	Bank Charges of -QCV	1,221	1,220
	Bank Charge Depreciation Fund A/C	92,276	73,917
	Bank Charge Bed Donation Fund A/C	23,047	15,467
	Total	571,913	1,193,935

Figures in Taka

**DR. K. ZAMAN BNSB EYE HOSPITAL, MYMENSINGH**  
**SCHEDULE OF FIXED ASSETS**  
**As at 30 June 2025**

PARTICULARS	COST				Rate of Dep.	DEPRECIATION			Written Down Value as on 30.06.2025
	Balance as on 01.07.2024	Addition during the year	Transfer from during the year	Balance as on 30.06.2025		Balance as on 01.07.2024	Addition during the year	Balance as on 30.06.2025	
Land & Building Development	84,021	-	-	84,021	-	-	-	84,021	
Hospital Building	28,666,982	-	-	28,666,982	3%	10,099,367	464,190	10,563,557	18,103,425
Pond Retention	721,777	-	-	721,777	9%	688,272	3,015	691,287	30,490
Boundary Wall	246,113	-	-	246,113	9%	159,388	7,805	167,193	78,920
Road & Lawn	553,865	-	-	553,865	9%	526,713	2,444	529,157	24,708
Dock Construction	20,200	-	-	20,200	6%	17,763	146	17,909	2,291
Garage Construction	389,433	-	-	389,433	6%	337,279	3,129	340,408	49,025
Generator	10,247,954	-	-	10,247,954	25%	3,684,495	1,640,865	5,325,360	4,922,594
Office Equipment & Instruments	5,193,041	37,370	-	5,230,411	15%	3,171,048	308,904	3,479,952	1,750,459
Computer and Hardware	2,876,238	1,015,303	-	3,891,541	25%	1,994,939	474,151	2,469,090	1,422,451
Hospital Equipment & Instruments	68,266,509	7,637,673	-	75,904,182	15%	46,855,534	4,357,297	51,212,831	24,691,351
Laboratory Equipment	108,390	-	-	108,390	15%	102,103	943	103,046	5,344
Equipments for IOL in camp	473,506	-	-	473,506	15%	447,425	3,912	451,337	22,169
Furniture & Fixture	8,555,060	1,410,100	-	9,965,160	10%	5,278,977	468,618	5,747,595	4,217,565
Vehicles	2,970,008	-	-	2,970,008	20%	2,958,589	2,284	2,960,873	9,135
Utensils	386,100	20,941	-	407,041	25%	345,852	15,297	361,149	45,892
Books	34,234	-	-	34,234	0%	-	-	-	34,234
Air-Conditioner	2,946,466	662,923	-	3,609,389	15%	1,477,412	319,797	1,797,209	1,812,180
Water Pump /Tube-Well Installation	257,556	-	-	257,556	15%	222,275	5,292	227,567	29,989
Sundry Assets	93,855	-	-	93,855	33%	93,835	7	93,842	13
Hospital Building (New OT & Ward)	17,958,327	-	-	17,958,327	3%	4,356,902	340,036	4,696,938	13,261,389
Gas line Installation	84,134	-	-	84,134	15%	83,363	116	83,479	655
<b>Sub. Total Hospital (A)</b>	<b>151,133,769</b>	<b>10,784,310</b>	<b>-</b>	<b>161,918,079</b>		<b>82,901,531</b>	<b>8,418,248</b>	<b>91,319,779</b>	<b>70,598,300</b>
Hospital Equipment (NCBP)	12,449,680	-	-	12,449,680		-	-	-	12,449,680
Reduction of Avoidable Blindness	1,258,870	-	-	1,258,870		-	-	-	1,258,870
Elimination of avoidable Blindness From Netrokona District of Bangladesh	2,645,816	-	-	2,645,816	25%	1,157,545	661,454	1,818,999	826,817
Bangladesh Vision Centre Establishment And Management (Jamalpur, Bangladesh)	2,550,963	-	-	2,550,963	25%	1,116,047	358,729	1,474,776	1,076,187

Annexure: A

PARTICULARS	COST				DEPRECIATION			Written Down Value as on 30.06.2025	
	Balance as on 01.07.2024	Addition during the year	Transfer from during the year	Balance as on 30.06.2025	Rate of Dep.	Balance as on 01.07.2024	Addition during the year		Balance as on 30.06.2025
Comprehensive Eye Care Service In Mymensingh Region	1,980,910	-	-	1,980,910	-	1,485,684	495,226	1,980,910	-
<b>Sub. Total Hospital (B)</b>	<b>20,886,239</b>	-	-	<b>20,886,239</b>	-	<b>3,759,276</b>	<b>1,515,409</b>	<b>5,274,685</b>	<b>15,611,554</b>
Land	177,778	-	-	177,778	0%				177,778
Medical Equipment	532,237	-	-	532,237	15%	410,906	18,200	429,106	103,131
Furniture & Fixture	111,575	-	-	111,575	10%	104,559	702	105,261	6,314
Generator Installation	45,500	-	-	45,500	15%	45,344	23	45,367	133
Office Equipment	60,000	-	-	60,000	15%	59,605	59	59,664	336
Motorcycle	85,013	-	-	85,013	25%	81,423	898	82,321	2,692
Sundry Assets	7,451	-	-	7,451	33%	7,450	-	7,450	-
Soft Furnishing	29,375	-	-	29,375	33%	29,375	-	29,375	-
Cassettes Amplifier	27,800	-	-	27,800	25%	27,780	5	27,785	14
<b>Sub. Total DR. K. ZAMAN BNSB EYE HOSPITAL, MYMENSINGH (C)</b>	<b>1,076,729</b>	-	-	<b>1,076,729</b>	-	<b>766,442</b>	<b>19,887</b>	<b>786,329</b>	<b>290,398</b>
<b>TOTAL (A+B+C)</b>	<b>173,096,737</b>	<b>10,784,310</b>	-	<b>183,881,047</b>	-	<b>87,427,249</b>	<b>9,953,544</b>	<b>97,380,793</b>	<b>86,500,254</b>


  
 Aziz Halim Kabir  
 Chartered Accountants  
 Dhaka

DR. K. ZAMAN BNSB EYE HOSPITAL, MYMENSINGH  
 SCHEDULE OF ACCRUED INTEREST ON FIXED DEPOSIT  
 AS AT JUNE 30 2025

Sl. No.	Reg.no.	Principal Amount	Number	Date of Investment	Date of Maturity	Period of Maturity	Principal including interest re-invested					INTEREST					Closing Balance (including interest)
							Opening Balance	New Investment year	Encash during the year	Closing Balance	Opening Balance	Prior year adjustment	Received during the year	FDR AIT	FDR Bank Charge	Reinvested during the year	
<b>A. BNSB MYMENSINGH EYE HOSPITAL</b>																	
i. Fixed Deposit																	
01	0160589/55020158	1,000,000	1	17.03.09	16.03.12	36 months	1,062,909	-	-	1,062,909	178,903	-	116,048	(17,407)	(3,000)	274,544	1,337,453
<b>TOTAL (A)</b>		<b>1,000,000</b>	<b>1</b>				<b>1,062,909</b>	<b>-</b>	<b>-</b>	<b>1,062,909</b>	<b>178,903</b>	<b>-</b>	<b>116,048</b>	<b>(17,407)</b>	<b>(3,000)</b>	<b>274,544</b>	<b>1,337,453</b>
<b>B. DEPRECIATION FUND</b>																	
i. Fixed Deposit																	
01	N B L # 0026-55024035	600,000	1	30.12.10	29.12.11	12 month	1,414,966	-	-	1,414,966	231,473	-	137,476	(20,621)	(3,000)	345,328	1,760,293
02	N B L # 0026-55024043	600,000	1	30.12.10	29.12.11	12 month	1,414,966	-	-	1,414,966	231,473	-	137,476	(20,621)	(3,000)	345,328	1,760,293
03	N B L # 0026-55024051	600,000	1	30.12.10	29.12.11	12 month	1,414,966	-	-	1,414,966	231,473	-	137,476	(20,621)	(3,000)	345,328	1,760,293
04	N B L # 0160216/55016437	200,000	1	13.05.08	13.08.08	3 month	494,007	-	-	494,007	79,789	-	53,125	(7,969)	(500)	124,445	618,452
05	N B L # 0160217/55016445	300,000	1	13.05.08	13.08.08	3 month	742,088	-	-	742,088	120,671	-	79,887	(11,983)	(500)	188,075	930,163
<b>TOTAL (B)</b>		<b>2,300,000</b>	<b>5</b>				<b>5,480,992</b>	<b>-</b>	<b>-</b>	<b>5,480,992</b>	<b>894,878</b>	<b>-</b>	<b>545,441</b>	<b>(81,816)</b>	<b>(10,000)</b>	<b>1,348,503</b>	<b>6,829,495</b>
<b>C. GRATUITY FUND:</b>																	
i. Fixed Deposit																	
01	RBL # 087488/45/45	1,500,000	1	26.11.06	26.11.09	36 months	1,573,500	-	-	1,573,500	252,541	-	146,083	(21,912)	(3,000)	373,712	1,947,212
02	N B L # 0160593/55020199/1026001217240	3,575,000	1	17.03.09	17.03.10	12 month	3,767,780	-	-	3,767,780	658,785	-	413,822	(62,073)	(3,000)	1,007,534	4,775,314
03	N B L # 0026-55024027/1026001217455	450,000	1	30.12.10	29.12.11	12 month	489,709	-	-	489,709	82,212	-	47,183	(7,077)	(500)	121,818	611,527
04	EBL #17598079854	3,500,000	1	28.06.18	27.06.19	12 month	3,783,500	-	-	3,783,500	975,218	-	475,872	(71,381)	-	1,379,709	5,163,209
05	ABB #3457210	500,000	1	15.12.14	15.12.15	12 month	542,000	-	-	542,000	88,188	-	56,717	(8,508)	(500)	135,897	677,897
06	ABB #3457211	500,000	1	15.12.14	15.12.15	12 month	542,000	-	-	542,000	88,188	-	56,717	(8,508)	(500)	135,897	677,897
07	ABB #3457212	500,000	1	15.12.14	15.12.15	12 month	542,000	-	-	542,000	88,188	-	56,717	(8,508)	(500)	135,897	677,897
<b>TOTAL (C)</b>		<b>10,525,000</b>	<b>6</b>				<b>11,240,489</b>	<b>-</b>	<b>-</b>	<b>11,240,489</b>	<b>2,233,320</b>	<b>-</b>	<b>1,253,111</b>	<b>(187,966)</b>	<b>(8,000)</b>	<b>3,290,465</b>	<b>14,530,954</b>
<b>D. BED DONATION FUND:</b>																	
i. U B L # 0502060000172																	
01	U B L # 0502060000172	500,000	1	02.01.18	31.12.19	12 month	613,920	-	-	613,920	102,904	-	78,796	(11,819)	(500)	169,380	783,300
02	JBL#76240/0330000392	600,000	1	06.02.11	06.02.12	12 month	1,062,948	-	-	1,062,948	124,087	-	131,938	(19,793)	(3,000)	233,232	1,296,180
03	MTB #76121/0330000187	600,000	1	03.02.11	03.02.12	12 month	1,007,613	-	-	1,007,613	99,122	-	71,938	(10,791)	(3,000)	157,269	1,164,882
04	FSIB# 01602460000344	800,000	1	10.02.15	10.02.17	12 month	1,180,585	-	-	1,180,585	166,557	-	127,703	(38,311)	(3,000)	253,049	1,433,634
05	FSIB# 0256310/2460000016-2	400,000	1	16.11.11	16.11.12	12 month	747,189	-	-	747,189	113,074	-	70,972	(10,646)	(500)	172,900	920,089
06	FSIB#79445/042151100004010	600,000	1	13.05.10	13.05.11	12 month	1,024,509	-	-	1,024,509	108,343	-	57,476	(8,621)	(3,000)	154,198	1,178,707
07	NBL#061078/55013038	100,000	1	27.11.05	26.11.08	36 months	112,529	-	-	112,529	18,692	-	10,827	(1,624)	(150)	27,745	140,274
08	NBL#0251145/55025702	3,500,000	1	09.06.11	09.06.12	12 month	3,040,632	-	-	3,040,632	1,305,604	-	427,972	(64,166)	(3,000)	1,666,380	4,707,012
09	NBL#0160980/55024019	350,000	1	30.12.10	29.12.11	12 month	391,366	-	-	391,366	66,183	-	37,748	(5,662)	(150)	98,118	489,484
<b>TOTAL (D)</b>		<b>7,450,000</b>	<b>9</b>				<b>9,181,291</b>	<b>-</b>	<b>-</b>	<b>9,181,291</b>	<b>2,104,665</b>	<b>-</b>	<b>1,015,369</b>	<b>(171,463)</b>	<b>(16,300)</b>	<b>2,932,271</b>	<b>12,113,562</b>
<b>Grand total (A+B+C+D)</b>		<b>21,275,000</b>	<b>20</b>				<b>26,965,681</b>	<b>-</b>	<b>-</b>	<b>26,965,681</b>	<b>5,411,766</b>	<b>-</b>	<b>2,929,969</b>	<b>(488,653)</b>	<b>(37,300)</b>	<b>7,845,783</b>	<b>34,811,464</b>
<b>E DR. K. ZAMAN BNSB EYE HOSPITAL, MYMENSINGH</b>																	
i. AB Bank Ltd A/C No-3324694																	
01	AB Bank Ltd A/C No-3324694	1,200,000	1	20.06.11	20.06.12	12 month	2,151,225	-	-	2,151,225	1,313,148	-	276,446	(41,467)	(3,000)	1,545,127	2,745,127
02	AB Bank Ltd A/C No-3343287	1,800,000	1	08.02.12	08.02.12	12 month	3,380,656	-	-	3,380,656	2,113,141	-	353,083	(52,962)	(3,000)	2,420,261	4,220,261
03	AB Bank M/S (3787901-6/1361113654267)	5,000,000	5	27.09.23	27.09.23	12 month	5,000,000	-	-	5,000,000	-	-	536,979	(107,396)	-	429,583	5,429,583
04	Al-Arath Islami Bank PLC0221330139782	1,000,000	1	25.06.25	23.06.26	12 month	-	-	1,000,000	-	-	-	-	-	-	-	1,000,000
05	Al-Arath Islami Bank PLC0221330139793	1,000,000	1	25.06.25	23.06.26	12 month	-	-	1,000,000	-	-	-	-	-	-	-	1,000,000
06	Al-Arath Islami Bank PLC0221330139804	1,000,000	1	25.06.25	23.06.26	12 month	-	-	1,000,000	-	-	-	-	-	-	-	1,000,000

Schedule: 1



Sl. No.	Reg.no.	Principal Amount	Number	Date of Investment	Date of Maturity	Period of Maturity	Principal including interest reinvested					INTEREST					Closing Balance (Including Interest)
							Opening balance	New Investment year	Encash during the year	Closing Balance	Opening Balance	Prior year adjustment	Received during the year	FDR AIT	FDR Bank Charge	Reinvested during the year	
1	2	3	4	5	6	7	8	9	10	11	12	13	14	14			
07	Al-Arath Islami Bank PLC0221330139815	1,000,000	1	25.06.25	23.06.26	12 month	-	1,000,000	-	1,000,000	-	-	-	1,000,000			
08	Al-Arath Islami Bank PLC0221330139826	1,000,000	1	25.06.25	23.06.26	12 month	-	1,000,000	-	1,000,000	-	-	-	1,000,000			
09	United Finance PLC -101715100000005	1,000,000	1	22.06.25	22.06.26	12 month	-	1,000,000	-	1,000,000	-	-	-	1,000,000			
10	United Finance PLC -101715100000006	1,000,000	1	22.06.25	22.06.26	12 month	-	1,000,000	-	1,000,000	-	-	-	1,000,000			
11	United Finance PLC -101715100000007	1,000,000	1	22.06.25	22.06.26	12 month	-	1,000,000	-	1,000,000	-	-	-	1,000,000			
12	United Finance PLC -101715100000008	1,000,000	1	22.06.25	22.06.26	12 month	-	1,000,000	-	1,000,000	-	-	-	1,000,000			
13	United Finance PLC -101715100000009	1,000,000	1	22.06.25	22.06.26	12 month	-	1,000,000	-	1,000,000	-	-	-	1,000,000			
14	Jamuna Bank Ltd. A/C No-2301000363292	200,000	1	08.02.12	08.02.12	3 month	-	399,482	-	399,482	-	-	-	456,058			
15	Jamuna Bank Ltd. A/C No-0587139/2301002566382	1,000,000	1	23.06.25	23.09.25	3 month	-	1,000,000	-	1,000,000	-	-	-	1,000,000			
16	Jamuna Bank Ltd. A/C No-0587139/2301002566360	1,000,000	1	23.06.25	23.09.25	3 month	-	1,000,000	-	1,000,000	-	-	-	1,000,000			
17	Jamuna Bank Ltd. A/C No-0587139/2301002566371	1,000,000	1	23.06.25	23.09.25	3 month	-	1,000,000	-	1,000,000	-	-	-	1,000,000			
18	National Bank A/C No1026001217453	500,000	1	29.12.10	29.12.10	12 month	-	1,029,174	-	591,009	-	-	-	1,669,956			
19	National Bank A/C No-1026001217239	2,700,000	1	15.03.09	15.03.09	12 month	-	5,409,832	-	3,040,170	-	-	-	6,198,601			
20	National Bank A/C No-1026005334201	6,000,000	1	17.11.12	17.11.12	12 month	-	6,153,185	-	579,622	-	-	-	7,155,295			
21	Eastern Bank FDR No. 17559009534	2,500,000	1	02.10.19	02.10.19	06 month	-	2,837,067	-	508,383	-	-	-	3,265,991			
22	Eastern Bank FDR No. 17559009524	2,500,000	1	02.10.19	02.10.19	06 month	-	2,837,067	-	508,383	-	-	-	3,265,991			
23	Eastern Bank FDR No. 175585000079	5,000,000	1	03.06.24	03.06.24	12 month	-	5,000,000	-	500,000	-	-	-	5,450,000			
24	Eastern Bank FDR No. 175600104324	400,000	1	20.12.20	20.12.20	03 month	-	400,000	-	5,389	-	-	-	400,000			
25	Eastern Bank FDR No. 175600104334	400,000	1	20.12.20	20.12.20	03 month	-	400,000	-	5,389	-	-	-	400,000			
26	Eastern Bank FDR No. 175600104344	400,000	1	20.12.20	20.12.20	03 month	-	400,000	-	5,389	-	-	-	400,000			
27	Eastern Bank FDR No. 175600104354	400,000	1	20.12.20	20.12.20	03 month	-	400,000	-	5,389	-	-	-	400,000			
28	Eastern Bank FDR No. 175600104364	400,000	1	20.12.20	20.12.20	03 month	-	400,000	-	5,389	-	-	-	400,000			
29	Eastern Bank FDR No. 1755850000104	1,000,000	1	23.06.25	23.06.25	12 month	-	1,000,000	-	5,389	-	-	-	1,000,000			
30	Eastern Bank FDR No. 1755850000115	1,000,000	1	23.06.25	23.06.25	12 month	-	1,000,000	-	5,389	-	-	-	1,000,000			
31	Eastern Bank FDR No. 1755850000126	1,000,000	1	23.06.25	23.06.25	12 month	-	1,000,000	-	5,389	-	-	-	1,000,000			
32	Lankabangla Finance Limited-001626000000009	400,000	1	07.12.20	07.12.20	12 month	-	456,636	-	83,656	-	-	-	520,156			
33	Lankabangla Finance Limited-001626000000008	400,000	1	07.12.20	07.12.20	12 month	-	400,000	-	83,656	-	-	-	520,156			
34	Lankabangla Finance Limited-001626000000011	400,000	1	07.12.20	07.12.20	12 month	-	456,636	-	83,656	-	-	-	520,156			
35	Lankabangla Finance Limited-001626000000010	400,000	1	07.12.20	07.12.20	12 month	-	400,000	-	83,656	-	-	-	520,156			
36	Lankabangla Finance Limited-001626000000011	400,000	1	07.12.20	07.12.20	12 month	-	456,636	-	83,656	-	-	-	520,156			
37	Dhaka Bank Ltd. FDR No. 7013110000657	250,000	1	15.12.20	15.12.20	03 month	-	271,814	-	35,433	-	-	-	305,191			
38	Dhaka Bank Ltd. FDR No. 7013110000679	250,000	1	15.12.20	15.12.20	03 month	-	271,814	-	35,433	-	-	-	305,191			
39	Dhaka Bank Ltd. FDR No. 7013110000688	250,000	1	15.12.20	15.12.20	03 month	-	271,814	-	35,433	-	-	-	305,191			
40	Dhaka Bank Ltd. FDR No. 7013110000690	250,000	1	15.12.20	15.12.20	03 month	-	271,814	-	35,433	-	-	-	305,191			
41	Dhaka Bank Ltd. FDR No. 70162600000025	10,000,000	1	08.10.23	08.10.23	12 month	-	10,000,000	-	775,000	-	-	-	10,775,000			
42	Agrani Bank FDR No. 04145714-0200021131910	10,000,000	1	16.09.23	16.09.23	12 month	-	10,000,000	-	1,266,735	-	-	-	11,266,735			
43	Bank Asia FDR No.60655000634	5,000,000	1	25.03.24	25.03.24	12 month	-	5,000,000	-	555,556	-	-	-	5,555,556			
44	BRAC Bank PLC FDR No.3062911550001	5,000,000	1	01.04.24	01.04.24	12 month	-	5,000,000	-	519,619	-	-	-	5,519,619			
45	Premier Bank Ltd.	5,000,000	1	20.12.10	20.12.10	12 month	-	965,296	-	499,219	-	-	-	1,464,515			
46	Union Bank Ltd. No.-0502040003487	3,000,000	1	25.06.23	25.06.23	12 month	-	3,000,000	-	342,043	-	-	-	3,342,043			
47	Bank Asia FDR New	5,000,000	1	-	-	-	-	5,000,000	-	372,479	-	-	-	5,372,479			
48	Rupali Bank Ltd	1,000,000	1	22.09.16	22.09.16	12 month	-	1,000,000	-	95,420,148	-	-	-	1,095,420,148			
TOTAL (E)		87,900,000	51	-	-	-	-	74,420,148	-	10,527,231	-	-	-	84,947,379			
Grand Total (A+B+C+D+E)		109,175,000	71	-	-	-	-	101,385,829	-	15,938,997	-	-	-	117,324,826			



**DR. K. ZAMAN BNSB EYE HOSPITAL, MYMENSINGH**  
**SCHEDULE OF ADVANCE AND PREPAYMENTS**  
**AS AT JUNE 30 2025**

Sl No.	Particulars	Balance as at 01.07.24	Paid during the period	Total	Realised during the period	Schedule: 2
						Balance as at 30.06.2025
1	Advance S K Zahir	51,100	-	51,100	-	51,100
2	Advance House Rent - Vision Centre Sreebordi	38,250	-	38,250	9,000	29,250
3	Advance House Rent - Vision Centre Kendua	120,800	-	120,800	39,600	81,200
4	Advance House Rent - Vision Centre Nadina	128,200	-	128,200	39,600	88,600
5	Advance House Rent - Vision Centre Bhaluka	85,000	-	85,000	85,000	-
6	Advance House Rent - Vision Centre Ghatal		10,000	10,000		10,000
7	Advance House Rent - Vision Centre Nandail		200,000	200,000	10,000	190,000
8	Advance House Rent - Vision Centre Bhaluka (M/S Talukder Enterprise)		500,000	500,000	25,000	475,000
9	Comprehensive Eye Care Service in Mymensingh	181,938	1,406,611	1,588,549	1,157,094	431,455
10	DRESHITI Expenses	170,930	16,355	187,285	90,835	96,450
11	Sunshine Eye Sight Resoraction		46,000	46,000		46,000
12	Goodeople Eye Sight Resoraction	305,223	1,328,675	1,633,898	275,938	1,357,960
13	Advance Chinmoy Sen	161,000	-	161,000	33,000	128,000
14	Prodiip Kumar Sarkar	129,177	-	129,177	129,177	-
15	Santanu Sarkar	96,679	-	96,679	96,679	-
16	Chinmoy Debnath		20,000	20,000		20,000
17	Dizu Sutradhar		108,000	108,000	43,000	65,000
18	World Sight Day		344,630	344,630	160,000	184,630
19	Design Lab	100,000	-	100,000	-	100,000
20	Alpha Vision Ltd.	3,480,000	-	3,480,000	3,480,000	-
21	GE Healthcare Bangladesh Ltd.	335,000	-	335,000	-	335,000
22	Transpower Engineering Corporation	23,757	-	23,757	-	23,757
23	Generator Installation Cost	50,956	-	50,956	-	50,956
24	Radiance Power Limited		4,593,938	4,593,938	63,000	4,530,938
25	Shodeshi Digital Sultion Limited		2,560,000	2,560,000	-	2,560,000
26	Advance House Rent - Vision Centre Durgapur	250,000	-	250,000	60,000	190,000
27	Advance House Rent - Vision Centre Taria	40,000	-	40,000	19,500	20,500
28	Advance House Rent - PEC Nakla	33,500	-	33,500	-	33,500
29	Advance House Rent - PEC Mohanganj	17,800	-	17,800	17,800	-
	<b>TOTAL:</b>	<b>5,799,310</b>	<b>11,134,209</b>	<b>16,933,519</b>	<b>5,834,223</b>	<b>11,099,296</b>

**SCHEDULE OF SUNDRY CREDITORS  
AS AT JUNE 30 2025**

Sl No.	Particulars	Balance as at 01.07.24	Paid during the period	Total	Realised during the period	Balance as at 30.06.2025
						Schedule: 2

Sl. No.	Particulars	Balance as at 01.07.2024	Addition during the period	Total	Payment during the period	Balance as at 30.06.2025
1	Globex Marketing Ltd.	-	-	-	-	-
2	Mymensingh BNSB Institute of Com. Oph(MBICO)	-	-	-	-	-
3	BNSB Pharmacy & Optic	-	-	-	-	-
4	Alpha Vision	-	1,645,582	1,645,582	490,000	1,155,582
5	Insaf Trading Company	1,246,337	-	1,246,337	1,246,337	-
6	Comprehensive Eye Care Program In Rural Mymensingh Region	4,000	-	4,000	-	4,000
	<b>Sub Total</b>	<b>1,250,337</b>	<b>1,645,582</b>	<b>2,895,919</b>	<b>1,736,337</b>	<b>1,159,582</b>
7	Provision for VAT	(14,941)	2,395,280	2,380,339	2,395,280	(14,941)
8	Provision for Tax	(8,413)	1,725,538	1,717,125	1,725,480	(8,355)
	<b>Sub Total</b>	<b>(23,354)</b>	<b>4,120,818</b>	<b>4,097,464</b>	<b>4,120,760</b>	<b>(23,296)</b>
	<b>TOTAL (A) :</b>	<b>1,226,983</b>	<b>5,766,400</b>	<b>6,993,383</b>	<b>5,857,097</b>	<b>1,136,286</b>





Dr. K. Zaman BNSB Eye Hospital, Mymensingh  
 SCHEDULE OF CASH AND BANK BALANCES  
 AS AT JUNE 30 2025

Sl. No.	PARTICULARS	As at 30.06.2025	As at 30.06.2024
A.	CASH IN HAND		
!	Hospital Account.	25,976	9,824
!!	Rural (Remote) Eye Camp Account	550	550
!!!	School Sight Testing Programme (SSTP) Account	420	420
iv	Construction Fund Account	244	244
	<b>Total Taka (A)</b>	<b>27,190</b>	<b>11,038</b>
B.	CASH AT BANK		
!	Hospital Account		
!!	SB A/C 11511, Rupali Bank ChotoBazar Br. Mymensingh	5,075	4,826
!!!	STD A/C No # 28024 Rupali Bank Choto Bazar Br. Mymensingh	3,136,801	313,584
iv	SB A/C 12587, Rupali Bank ChotoBazar Br. Mymensingh	13,754	13,640
v	ODFO A/C 1026002062466	-	-
vi	SB A/C 13840, Janata Bank Main Br. Mymensingh	3,034	3,034
vii	FDR & Special Deposit Scheme	1,337,453	1,241,813
	<b>TOTAL: TAKA (B.i)</b>	<b>4,496,118</b>	<b>1,576,897</b>
C.	Depreciation Fund Account		
!	SB A/C 1026001138779, National Bank Main Br. Mymensingh	27,258	27,119
!!	FDR & Special Deposit Scheme	6,829,495	6,375,870
	<b>TOTAL: TAKA (B.ii)</b>	<b>6,856,753</b>	<b>6,403,589</b>
D.	Gratuity Fund		
!	SB A/C 1026001138473, National Bank Main Br. Mymensingh	115,783	6,250,280
!!	STD A/C 0786024004814, Rupali Bank ChotoBazar Br. Mymensingh	3,407,362	-
!!!	FDR & Special Deposit Scheme	14,530,954	13,473,809
	<b>TOTAL: TAKA (B.iii)</b>	<b>18,054,098</b>	<b>19,724,089</b>
E.	Bed Donation Fund		
!	SB A/C 1026001138786, National Bank Main Br. Mymensingh	4,394,301	4,288,300
!!	SB A/C 1393, The City Bank Ltd. Main Br. Mymensingh	7,963	7,963
!!!	FDR & Special Deposit Scheme	12,113,562	11,285,956
	<b>TOTAL: TAKA (B.iv)</b>	<b>16,515,826</b>	<b>15,582,219</b>
F.	Reduction of Avoidable Blindness		
!	STD A/C 36001251, National Bank Main Br. Mymensingh	12,392	12,079
!!	CUR A/C 33017878, National Bank Main Br. Mymensingh	1	1
!!!	PEC - Mahonganj	234	234
iv	PEC - Nakal	207	207
v	Vision Centre (VC)-Sherpur	23,175	23,175
vi	Vision Centre (VC)-Tarail	435	435
vii	Organizing Rural Remote (ORL) Screening Camps	1,502	1,502
viii	Child Eye Health Screening Program (CEHSP)	24	24
	<b>TOTAL: TAKA (C)</b>	<b>37,970</b>	<b>37,657</b>
G.	NCBP		
!	STD A/C 36001615, National Bank Main Br. Mymensingh	2,572	2,513
!!	CUR A/C 33017878, National Bank Main Br. Mymensingh	800	800
!!!	Cash in Hand	467	467
	<b>TOTAL: TAKA (D)</b>	<b>3,839</b>	<b>3,780</b>
H.	Qatar Creating Vision (QCV) Project		
!	SND A/C 1026001988610, National Bank Main Br. Mymensingh	15,048	15,797
!!	CUR A/C 33017878, National Bank Main Br. Mymensingh	-	-
!!!	Cash in Hand	283	283
	<b>TOTAL: TAKA (E)</b>	<b>15,331</b>	<b>16,080</b>
I.	Bangladesh District Eye Care Programme-Vision Bangladesh		
!	SND A/C 102600143747, National Bank Main Br. Mymensingh	-	-
!!	CUR A/C 33017878, National Bank Main Br. Mymensingh	-	-
	<b>TOTAL: TAKA (F)</b>	<b>-</b>	<b>-</b>



Sl. No.	PARTICULARS	As at 30.06.2025	As at 30.06.2024
G	Comprehensive Eye Care Program in Rural Mymensingh Region	-	-
!	SND A/C 102600275051, National Bank Main Br. Mymensingh	84,611	83,827
!!	CUR A/C 33017878, National Bank Main Br. Mymensingh	1	1
!!!	Cash in Hand	-	-
	<b>TOTAL: TAKA(G)</b>	84,612	83,828
H	Comprehensive Eye Care Service in Mymensingh Region	1,342,696	654,462
!	SND A/C 1026001143747, National Bank Main Br. Mymensingh	2	1
!!	CUR A/C 1026001163249, National Bank Main Br. Mymensingh	149	1
!!!	Cash in Hand	280	149
	<b>TOTAL: TAKA(H)</b>	1,342,978	654,612
I.	District Refractive Error and Eye Care Search and Treat Initiative (DRESTIT)	-	-
!	SND A/C 1026003118549, National Bank Main Br. Mymensingh	7,069	4,278
!!	CUR A/C 1026001163249, National Bank Main Br. Mymensingh	-	-
!!!	Cash in Hand	-	-
	<b>TOTAL: TAKA(I)</b>	7,247	4,347
J.	Elimination of avoidable Blindness From Netrokona District of Bangladesh	35,527	27,287
!	SND A/C 0786024004806, Rupali Bank, Choto Bazar Br. Mymensingh	35,527	27,287
!!	CUR A/C 1026001163249, National Bank Main Br. Mymensingh	-	-
!!!	Cash in Hand	-	-
	<b>TOTAL: TAKA(J)</b>	35,527	27,287
K.	Sunshine-Eyesight Restoration Surgeries in Rural Mymensingh Region	184,977	442,870
!	SND A/C 0786024004805, Rupali Bank, Choto Bazar Br. Mymensingh	327,131	-
!!	CUR A/C 1026001163249, National Bank Main Br. Mymensingh	-	-
!!!	Cash in Hand	-	-
	<b>TOTAL: TAKA(K)</b>	512,108	442,870
L.	Bangladesh Vision Centre Establishment And Management (Jamalpur, Bangladesh)	80,987	75,198
!	SND A/C 0786024004804, Rupali Bank, Choto Bazar Br. Mymensingh	80,987	75,198
!!	CUR A/C 1026001163249, National Bank Main Br. Mymensingh	-	-
!!!	Cash in Hand	501	501
	<b>TOTAL: TAKA(L)</b>	81,488	75,699
M.	Technical and Financial Assistance For Prevention of Blindness, Education, Rehabilitation, Skill and Livelihood Development of Persons with Disabilities	2,809,952	109,931
!	SND A/C 1026001143747, National Bank Main Br. Mymensingh	2,809,952	109,931
!!!	Cash in Hand	-	-
	<b>TOTAL: TAKA(M)</b>	2,809,952	109,931
	<b>TOTAL: TAKA (A+B+C+D+E+F+G+H+I+J+K+M+L+N)</b>	50,881,037	44,753,922
N.	DR. K. ZAMAN BNSB EYE HOSPITAL, MYMENSINGH	21,584,884	32,203,360
!	Rupali Bank Ltd. A/C No-8466	6,061,130	2,501,809
!!	Sonali Bank Ltd. A/C No-8550 (Mohangonj)	5,811,338	5,789,559
!!!	Sonali Bank Ltd. A/C No-15882 (Nakla)	5,573,374	5,573,374
iv	National Bank PLC	30,236,346	30,236,346
v	Bangladesh Krishi Bank A/C No-49030311101616	3,123,567	1,774,051
vi	City Bank Ltd. A/C No-17437	2,730	2,730
vii	ABL A/C No-02000133347424	3,554,571	2,271,594
viii	DBBL A/C No-156.120.1376	3,607,602	12,215,802
ix	UCB Bank Ltd. A/C No-384	2,354	2,212
x	FDR & Special Deposit Scheme	104,837,918	77,427,378
xi	Cash in Hand	625	625
	<b>TOTAL: TAKA(N)</b>	178,823,065	139,762,494
	<b>TOTAL: TAKA (A+B+C+D+E+F+G+H+I+J+K+M+L+N)</b>	229,704,102	184,516,416

**DR. K. ZAMAN BNSB EYE HOSPITAL, MYMENSINGH**  
**STATEMENT OF EMPLOYEES GRATUITY**  
**AS AT 30 JUNE 2025**

Annexure - B

SL	NAME OF EMPLOYEES	DESIGNATION	Date of joining	Effective from	Date Of Calculation	Length of Service	Basic as on 30.06.2024	No. Basic	Closing balance as on 30.06.2025	Accrued as on 01.07.2024	Gratuity Final Payment /Adjusted	Provision during the year
01	Sharifuzzaman Parag	Coordinator	01.12.97	1997-12-01	2025-06-30	28 6 0	108,930	2.00	6,100,080	5,060,880	-	1,039,200
02	Mizanur Rahman Dr.	Sr. Consultant	01.09.95	1995-09-01	2025-06-30	30 3 0	108,930	2.00	6,535,800	5,435,760	-	1,100,040
03	Abdus Salam Dr.	Sr. Consultant	01.08.97	1997-08-01	2025-06-30	28 2 0	108,930	2.00	6,100,080	5,060,880	-	1,039,200
04	Beto Krishno Roy Dr.	Senior Consultant	01.02.20	2020-01-02	2025-06-30	5 -5 -1	107,260	2.00	1,072,600	749,760	-	322,840
05	Sk. M. Zahirul Hoque	Manager Administration	01.03.07	2007-03-01	2025-06-30	18 3 0	86,160	2.00	3,101,760	2,493,220	-	608,540
06	Hanif Mahmud Khan	Accounts Manager	15.01.08	2009-01-07	2025-06-30	16 5 8	68,940	2.00	2,206,080	1,758,000	-	448,080
07	Ziaun Nahar Nasrin	Hospital Manager	15.05.82	1987-07-01	2025-02-12	38 -5 -1	65,920	2.00	(131,840)	4,878,080	5,893,800	883,880
08	Shahid-Uz-Zaman	System Administrator	01.01.06	2006-01-01	2025-06-30	19 5 0	63,740	2.00	2,422,120	1,950,480	-	471,640
09	Meherunnessa Daisy Dr.	Junior Consultant	01.06.07	2007-06-01	2025-06-30	18 0 0	73,650	2.00	2,651,400	2,189,600	-	461,800
10	Md. SK. Kabir Royhan Dr.	Junior Consultant Confirmation Date :	02.08.08	2008-08-02	2025-06-30	17 2 0	73,650	2.00	2,504,100	2,060,800	-	443,300
11	Shayla Parveen Shanta Dr.	Junior Consultant	05.10.2023	2023-10-05	2025-06-30	2 4 -3	44,780	2.00	179,120	78,300	-	100,820
12	Dr. Anjuman Ara Begum Shilpi	Junior Consultant	01.07.2024	2024-07-01	2025-06-30	1 -1 14	53,580	2.00	107,160	-	-	107,160
13	Shahriar Razan Raju Dr.	Sr. Assistant Surgeon	01.02.2019	2019-02-01	2025-06-30	6 -4 0	-	2.00	-	411,800	-	(411,800)
14	Sajib Paul Dr.	Sr. Assistant Surgeon	01.09.2021	2021-01-09	2025-06-30	4 -5 0	41,890	2.00	335,120	219,720	-	115,400
15	Dr. Lutfunnaher shantana	Sr. Assistant Surgeon	15.12.2024	2024-12-15	2025-06-30	1 6 0	35,810	2.00	71,620	-	-	71,620
16	Dr. Md. Shawkin Hassan	Sr. Assistant Surgeon	01.06.2024	2025-03-01	2025-06-30	0 -3 0	36,730	2.00	-	-	-	-
17	Dr. Monisha Gohosh	Sr. Assistant Surgeon	01.09.2009	2022-07-01	2025-06-30	3 1 0	27,600	2.00	165,600	96,520	-	69,080
18	Dr. Shadman Ishaq Bhuiyan	Asstt. Surgeon	01.09.2018	2023-08-01	2025-06-30	2 2 1	27,600	2.00	110,400	48,260	-	62,140
19	A.Z.M. Sadeque	Technical Officer	01.07.83	1987-07-01	2025-06-30	38 1 0	63,600	2.00	4,833,600	4,070,000	-	763,600
20	Dr. Md. Lutfur Rahman	Sr. Assistant Surgeon	15.08.24	2024-08-16	2025-06-30	1 2 -15	24,540	2.00	49,080	-	-	49,080



SL	NAME OF EMPLOYEES	DESIGNATION	Date of joining	Effective from	Date Of Calculation	Length of Service			Basic as on 30.06.2024	No. Basic	Closing balance as on 30.06.2025	Accrued as on 01.07.2024	Gratuity/Final Payment /Adjusted	Provision during the year
21	Mohd. Borhan Uddin	Senior Optometrist	01.02.87	1987-07-01	2025-06-30	38	1	0	60,470	2.00	4,595,720	3,856,880	-	738,840
22	Samia Sarwar	Research Associate	01.01.2025	2025-01-01	2025-06-30	0	-5	0	27,600	2.00	27,600	-	-	27,600
23	Khokan Ch. Karmaker	Technical Officer	01.12.90	1990-12-01	2025-06-30	35	6	0	51,050	2.00	3,573,500	2,982,480	-	591,020
24	Mohammad Maksud Hasan	Accounts Officer(Current) (Outreach)	01.07.10	2010-07-01	2025-06-30	15	1	0	42,910	2.00	1,287,300	1,049,720	-	237,580
25	Mukshedur Rahman Jewel	Programme Officer (Outreach)	01.11.96	1996-11-01	2025-06-30	29	5	0	40,450	2.00	2,346,100	1,981,280	-	364,820
26	Nirmal Rajbanshi	Store Officer	01.09.04	2004-09-01	2025-06-30	21	3	0	43,750	2.00	1,837,500	1,504,400	-	333,100
27	Md. Shofiqul Islam	Asstt. System Administrator	01.01.06	2006-01-01	2025-06-30	19	5	0	42,070	2.00	1,598,660	1,301,760	-	296,900
28	Md. Jalilur Rahman	Laboratory Technician	01.07.98	1998-07-01	2025-06-30	27	1	0	46,560	2.00	2,514,240	2,114,840	-	399,400
29	Md. Rafiqul Islam	Optometrist	15.11.93	1993-11-15	2025-06-30	32	5	0	46,560	2.00	2,979,840	2,521,540	-	458,300
30	Md. Mozammel Haque	Optometrist cum Orthoptist	01.02.06	2006-02-01	2025-06-30	19	4	0	44,770	2.00	1,701,260	1,407,960	-	293,300
31	Adhir Talukder	Asstt.O.T In - Charge	01.01.04	2004-01-01	2025-06-30	21	5	0	35,150	2.00	1,476,300	1,229,200	-	247,100
32	Swapan Chandra Karmaker	Optometrist	01.01.05	2005-01-01	2025-06-30	20	5	0	32,500	2.00	1,300,000	1,079,580	-	220,420
33	Ms. Runia Akter	Assistant In Charges (OPD)	01.03.10	2010-03-01	2025-06-30	15	3	0	27,780	2.00	833,400	626,920	-	206,480
34	Champa Rani Saha	O. T. Sister	01.006.07	2007-06-01	2025-06-30	18	0	0	36,570	2.00	1,316,520	1,042,100	-	274,420
35	Shewly Rani Das	Sr. Counselor	01.09.03	2003-09-01	2025-06-30	22	3	0	30,060	2.00	1,322,640	1,057,980	-	264,660
36	A. K. Md. Zahir Raihan	Accounts Assistant	01.01.07	2007-01-01	2025-06-30	18	5	0	25,690	2.00	924,840	732,020	-	192,820
37	Md. Mosharraf Hossain	Jr. Optometrist	01.01.07	2007-01-01	2025-06-30	18	5	0	31,260	2.00	1,125,360	890,800	-	234,560
38	Samia Sarwar	Sr. Counselor Confirmation	03.01.07	2010-10-01	2024-12-31	14	-2	1	22,390	2.00	649,310	626,920	-	22,390
39	Jakiath Fatema	Sr. Counsellor Confirmation	24.04.07	2012-01-01	2025-06-30	13	5	23	23,750	2.00	617,500	477,600	-	139,900
40	Md. Shah Jalal	Jr. Optometrist	01.03.08	2008-03-01	2025-06-30	17	3	0	30,060	2.00	1,022,040	806,080	-	215,960

SL	NAME OF EMPLOYEES	DESIGNATION	Date of joining	Effective from	Date Of Calculation	Length of Service			Basic as on 30.06.2024	No. Basic	Closing balance as on 30.06.2025	Accrued as on 01.07.2024	Gratuity Final Payment /Adjusted	Provision during the year
41	Kazi Masud Anwar	Laboratory Technician	01.02.09	2009-02-01	2025-06-30	16	4	0	27,790	2.00	889,280	698,700	-	190,580
42	Asikur Rahman	Sub Asstt. Engineer (Maintenance)	11.01.14	2014-01-11	2025-06-30	11	5	0	18,780	2.00	413,160	314,400	-	98,760
43	Nurun Nahar Nupur		01.11.2020	2022-01-07	2025-06-30	3	5	4	20,310	2.00	121,860	68,000	-	53,860
44	Swarna Khatoon	Ophthalmic Asstt.	01.01.02	2002-01-01	2025-06-30	23	5	0	32,510	2.00	1,495,460	1,184,480	-	310,980
45	Tamanna Mushtary(Toru)	Ophthalmic Assistant	01.02.12	2012-02-01	2025-06-30	13	4	0	20,310	2.00	528,060	403,200	-	124,860
46	Aisha Siddikha(Smriti)	Ophthalmic Assistant	01.02.12	2012-02-01	2025-06-30	13	4	0	20,310	2.00	528,060	403,200	-	124,860
47	Nasrin Sultana(Kona)	Ophthalmic Assistant	01.02.12	2012-02-01	2025-06-30	13	4	0	20,310	2.00	528,060	403,200	-	124,860
48	Rakibul Hasan	Ophthalmic Assistant	1:04:13	2013-04-01	2025-06-30	12	2	0	19,320	2.00	463,680	355,300	-	108,380
49	Md. Sakirul Islam	Ophthalmic Assistant	01.01.2014	2014-07-01	2025-06-30	11	-1	14	18,580	2.00	408,760	310,600	-	98,160
50	Nargis Akter	Ophthalmic Assistant	01.07.14	2014-07-01	2025-06-30	11	1	23	18,580	2.00	408,760	310,600	-	98,160
51	Nazrin Hossain Ava	Counsellor	01.03.18	2018-03-01	2025-06-30	7	-3	23	16,520	2.00	231,280	165,720	-	65,560
52	Umme Nahar Rita	Counsellor	01.09.18	2018-09-01	2025-06-30	7	3	23	15,880	2.00	222,320	159,360	-	62,960
53	Shukla Rani Saha	MRD Record Keeper	01.03.18	2018-03-01	2025-06-30	7	3	23	16,520	2.00	231,280	165,720	-	65,560
54	Mohammed Tafazzal Hossan	Ophthalmic Assistant	01.03.18	2018-03-01	2025-06-30	7	3	23	16,520	2.00	231,280	165,720	-	65,560
55	Shima Khatun	Ophthalmic Assistant	01.01.2017	2022-01-07	2025-06-30	3	5	17	13,580	2.00	81,480	45,440	-	36,040
56	Mahmudul Hasan Tushar	Ophthalmic Assistant	01.01.2017	2022-01-07	2025-06-30	3	5	17	13,580	2.00	81,480	45,440	-	36,040
57	Abu Sayed Md. Tamim	Ophthalmic Assistant	01.01.2017	2022-01-07	2025-06-30	3	5	17	13,580	2.00	81,480	45,440	-	36,040

SL	NAME OF EMPLOYEES	DESIGNATION	Date of joining	Effective from	Date Of Calculation	Length of Service			Basic as on 30.06.2024	No. Basic	Closing balance as on 30.06.2025	Accrued as on 01.07.2024	Gratuity Final Payment /Adjusted	Provision during the year
58	Fatema Tuz Zohora	Ophthalmic Assistant	01.01.2017	2022-01-07	2025-06-30	3	5	17	13,580	2.00	81,480	45,440	-	36,040
59	Kaniz Fatema	Ophthalmic Assistant	01.01.2017	2022-01-07	2025-06-30	3	5	17	13,580	2.00	81,480	45,440	-	36,040
60	Mahbuba Siddika	Refractionist	01.12.2018	2024-01-01	2025-06-30	1	-5	1	13,580	2.00	27,160	-	-	27,160
61	Md. Nazmus Sakib	Refractionist	01.12.2018	2024-01-01	2025-06-30	1	-5	1	14,120	2.00	28,240	-	-	28,240
62	Jannatul Binte Jabber Jhara	Ophthalmic Assistant	04.01.2018	2024-01-01	2025-06-30	1	-5	1	13,060	2.00	26,120	-	-	26,120
63	Habibur Rahman Sikder	Junior Ophthalmic Asstt.	01.11.97	1997-11-01	2025-06-30	28	5	0	33,810	2.00	1,893,360	1,512,000	-	381,360
64	Nibedita Rajbanshi	Junior Ophthalmic Asstt.	01.02.09	2009-02-01	2025-06-30	16	4	0	20,050	2.00	641,600	503,400	-	138,200
65	Md. Monir Hossain	Junior Ophthalmic Asstt.	01.01.08	2015-01-01	2025-06-30	10	5	0	15,850	2.00	317,000	238,680	-	78,320
66	Rabeya Begum	Counselor	01.01.09	2009-01-01	2025-06-30	16	5	0	15,240	2.00	487,680	383,100	-	104,580
67	Sayedra Tanjila Ferdous Tonni	Counselor	01.07.2024	2024-07-01	2025-06-30	1	-1	0	12,560	2.00	25,120	-	-	25,120
68	Suruj Ali	Driver	01.01.84	1987-07-01	2025-06-30	38	1	0	-	2.00	-	1,636,140	1,063,491	(572,649)
69	Parvin Akter	Registration Assst.	01.03.18	2018-03-01	2025-06-30	7	3	0	13,580	2.00	190,120	136,080	-	54,040
70	Amdadul			2022-01-07	2025-06-30	3	5	17	11,590	2.00	69,540	38,760	-	30,780
71	Ms. Taslima Akter Kuasha			2022-01-07	2025-06-30	3	5	17	11,590	2.00	69,540	38,760	-	30,780
72	Md. Zakir Hossain			2022-01-07	2025-06-30	3	5	17	11,590	2.00	69,540	38,760	-	30,780
73	Md. Alamgir Hossain	Photographer	01.07.2024	2024-07-01	2025-06-30	1	-1	23	10,710	2.00	21,420	-	-	21,420
74	A. K. A. M. Sayem Bhuiyan	Electrician Confirmation	01.03.18	2018-03-01	2025-06-30	7	3	0	13,050	2.00	182,700	130,920	-	51,780
75	Mina Rani Saha	Aya	01.06.99	1999-06-01	2025-06-30	26	0	0	19,670	2.00	1,022,840	824,000	-	198,840
76	Shambhoo Chandra Dey	O.T. Helper	01.06.99	1999-06-01	2025-06-30	26	0	0	19,670	2.00	1,022,840	824,000	-	198,840
77	Sultana Razia	OPD Vision. Helper Confirmation	01.03.18	2018-03-01	2025-06-30	7	3	0	11,820	2.00	165,480	118,800	-	46,680

SL	NAME OF EMPLOYEES	DESIGNATION	Date of joining	Effective from	Date Of Calculation	Length of Service		Basic as on 30.06.2024	No. Basic	Closing balance as on 30.06.2025	Accrued as on 01.07.2024	Gratuity Final Payment /Adjusted	Provision during the year
78	Lipi Ghosh	OPD Vision Helper	21.03.2007	2022-01-07	2025-06-30	3	5	9,720	2.00	58,320	32,520	-	25,800
79	Md. Abdul Barek	Peon	01.02.2005	2022-01-07	2025-06-30	3	5	9,720	2.00	58,320	32,520	-	25,800
80	Dipa Akter	Aya	02.05.2010	2022-01-07	2025-06-30	3	5	9,720	2.00	58,320	32,520	-	25,800
81	Kamrun Nahar Akhi	Aya	01.02.2011	2022-01-07	2025-06-30	3	5	9,720	2.00	58,320	32,520	-	25,800
82	Ms. Nurunnes Bilkis	Aya	15.06.2014	2022-01-07	2025-06-30	3	5	9,720	2.00	58,320	32,520	-	25,800
83	Mulluk Chand Md. (Dulal)	Patients Helper	01.01.96	2008-08-01	2025-06-30	17	2	-	2.00	-	-	-	-
84	Saju Horejon	CSSD Helper	01.03.18	2018-03-01	2025-06-30	7	3	10,620	2.00	148,680	106,560	-	42,120
85	Radhe Shyam	Cleaner	20.05.95	1995-05-20	2025-06-30	30	-1	19,900	2.00	1,194,000	966,280	-	227,720
86	Chandranath Harjion	Cleaner	01.01.11	2011-01-01	2025-06-30	14	5	15,120	2.00	423,360	328,900	-	94,460
87	Aninda Das Rabi	Cleaner	01.01.11	2011-01-01	2025-06-30	14	5	15,120	2.00	423,360	328,900	-	94,460
88	Md. Alamin Miah	Cook Helper	-	2022-07-01	2025-06-30	3	-1	8,730	2.00	52,380	29,200	-	23,180
	<b>TOTAL</b>							<b>2,693,410</b>		<b>87,365,890</b>	<b>77,533,360</b>	<b>6,957,291</b>	<b>16,789,821</b>

Note: Required Provision  
Less: Interest on Gratuity Fund  
**Total As per statement of Income and Expenditure**

16,789,821  
(1,223,514)  
**15,566,307**



DR. K. ZAMAN BNSB EYE HOSPITAL, MYMENSINGH  
Statement of Financial Position (Program Wise)  
As at 30 June 2025

Annexure-C

Head of Accounts	Hospital	DR. K. ZAMAN BNSB, MYMENSINGH	Reduction Of Avoidable Blindness Project	Comprehensive Eye Care Services In Mymensingh Region	District Refractive Error and Eye Care Search and Treat Initiative (DRESTI)	Elimination of avoidable Blindness From Netrokona District of Bangladesh :	Sunshine-Eyesight Restoration Surgeries in Rural Mymensingh Region, Bangladesh	Bangladesh Vision Centre Establishment And Management (Jamalpur, Bangladesh)	Technical and Financial Assistance For Prevention of Blindness, Education, Rehabilitation, Skill and Livelihood Development of Persons with Disabilities in Bangladesh	QCV	NCBP	Comprehensive Eye Care Program In Rural Mymensingh Region	Bed Donation	Gratuity	Depreciation Fund	Gross Total	Elimination for Consolidation/compilation	Net Total	
<b>Property &amp; Assets</b>																			
<b>Non-Current Assets</b>																			
Property, Plant & Equipments- W/DV	70,598,300	290,398	1,258,870	-	-	826,817	-	1,076,187	-	-	12,449,680	-	-	-	-	86,500,254	-	86,500,254	
Total non-Current Assets	<b>70,598,300</b>	<b>290,398</b>	<b>1,258,870</b>			<b>826,817</b>		<b>1,076,187</b>			<b>12,449,680</b>					<b>86,500,254</b>		<b>86,500,254</b>	
<b>Current Assets</b>																			
BNSB Local Society Fund (Receivables)	75,544,108	-	-	-	-	-	-	-	-	-	-	-	-	-	-	75,544,108	(75,544,108)	-	
Loan Receivable	-	84,600	-	-	-	-	-	-	-	-	-	-	-	-	-	84,600	-	84,600	
Gratuity Fund/receivable from Hospital	-	-	-	-	-	-	-	-	-	-	-	-	-	69,311,791	-	69,311,791	-	11,099,296	
Advance Deposit & Prepayments	11,099,296	-	-	-	-	-	-	-	-	-	-	-	-	-	-	11,099,296	-	11,099,296	
Cash and Cash Equivalents	4,523,308	178,823,065	37,970	1,342,978	7,247	35,527	512,308	81,488	2,809,952	15,331	3,839	84,612	16,515,826	18,054,098	6,856,753	229,704,102	-	229,704,102	
Total current assets	<b>91,166,712</b>	<b>178,907,665</b>	<b>37,970</b>	<b>1,342,978</b>	<b>7,247</b>	<b>35,527</b>	<b>512,308</b>	<b>81,488</b>	<b>2,809,952</b>	<b>15,331</b>	<b>3,839</b>	<b>84,612</b>	<b>16,515,826</b>	<b>87,365,889</b>	<b>6,856,753</b>	<b>385,743,897</b>	<b>(75,544,108)</b>	<b>240,887,998</b>	
<b>Total Property &amp; Assets</b>	<b>161,765,012</b>	<b>179,198,063</b>	<b>1,296,840</b>	<b>1,342,978</b>	<b>7,247</b>	<b>862,344</b>	<b>512,308</b>	<b>1,157,675</b>	<b>2,809,952</b>	<b>15,331</b>	<b>12,453,519</b>	<b>84,612</b>	<b>16,515,826</b>	<b>87,365,889</b>	<b>6,856,753</b>	<b>472,244,153</b>	<b>(75,544,108)</b>	<b>327,388,252</b>	
<b>Fund &amp; Liabilities</b>																			
<b>Capital Fund</b>																			
Donors' Fund	91,316,935	98,213,979	-	-	-	-	-	31,761	-	-	-	-	-	-	6,856,753	196,419,428	-	196,419,428	
Fund Account with Hospital	-	-	1,296,840	1,247,978	7,247	826,817	(1,788,417)	1,076,187	2,749,952	15,331	12,453,519	84,612	-	-	-	17,970,067	-	17,970,067	
Provision TDS	-	75,544,108	-	-	-	-	-	-	-	-	-	-	-	-	-	75,544,108	(75,544,108)	-	
Provision VAT	-	8,794	-	-	-	-	-	-	-	-	-	-	-	-	-	8,794	-	8,794	
Donation Fund (Bed)	-	2,625	-	-	-	-	-	-	-	-	-	-	-	-	-	2,625	-	2,625	
Total Fund	<b>91,316,935</b>	<b>173,769,506</b>	<b>1,296,840</b>	<b>1,247,978</b>	<b>7,247</b>	<b>826,817</b>	<b>(1,788,417)</b>	<b>1,107,948</b>	<b>2,749,952</b>	<b>15,331</b>	<b>12,453,519</b>	<b>84,612</b>	<b>16,515,827</b>	<b>-</b>	<b>6,856,753</b>	<b>306,460,848</b>	<b>(75,544,108)</b>	<b>230,916,740</b>	
<b>Non-Current Liabilities</b>																			
Gratuity Fund	-	-	-	-	-	-	-	-	-	-	-	-	-	87,365,890	-	87,365,890	-	87,365,890	
Total non-current liabilities														<b>87,365,890</b>		<b>87,365,890</b>		<b>87,365,890</b>	
<b>Current Liabilities</b>																			
BNSB Eye Hospital (Pharmacy & Optics)	-	2,455,814	-	-	-	-	-	-	-	-	-	-	-	-	-	2,455,814	-	2,455,814	
Upgradation of HMS to EMR System	-	2,972,743	-	-	-	-	-	-	-	-	-	-	-	-	-	2,972,743	-	2,972,743	
Payable to Gratuity Fund	69,311,791	-	-	-	-	-	-	-	-	-	-	-	-	-	-	69,311,791	-	69,311,791	
Sundry Creditors	1,136,286	-	-	-	-	-	-	-	-	-	-	-	-	-	-	1,136,286	-	1,136,286	
Provision for Expenses	-	-	-	-	-	-	-	-	-	-	-	-	-	-	-	2,540,779	-	2,540,779	
Total current liabilities	<b>70,448,077</b>	<b>5,428,557</b>	<b>-</b>	<b>95,000</b>	<b>-</b>	<b>35,527</b>	<b>2,300,525</b>	<b>49,727</b>	<b>60,000</b>	<b>-</b>	<b>-</b>	<b>-</b>	<b>-</b>	<b>-</b>	<b>-</b>	<b>78,417,413</b>	<b>-</b>	<b>9,105,622</b>	
<b>Total fund &amp; liabilities</b>	<b>161,765,012</b>	<b>179,198,063</b>	<b>1,296,840</b>	<b>1,342,978</b>	<b>7,247</b>	<b>862,344</b>	<b>512,308</b>	<b>1,157,675</b>	<b>2,809,952</b>	<b>15,331</b>	<b>12,453,519</b>	<b>84,612</b>	<b>16,515,827</b>	<b>87,365,890</b>	<b>6,856,753</b>	<b>472,244,153</b>	<b>(75,544,108)</b>	<b>327,388,252</b>	



**Dr. K. Zaman BNSB Eye Hospital, Mymensingh**  
**Statement of Income and Expenditure**  
**For the year ended 30 June 2025**

Annexure-D

Head of Accounts	Hospital	DR. K. ZAMAN BNSB, MYMENSINGH	Reduction Of Avoidable Blindness Project	Comprehensive Eye Care Services In Mymensingh Region	District Refractive Error and Eye Care Search and Treatment Initiative (DRESTI)	Elimination of avoidable Blindness From Netrokona District of Bangladesh	Sunshine-Eyesight Restoration Surgeries in Rural Mymensingh Region, Bangladesh	Bangladesh Vision Centre Establishment And Management (Jamalpur, Bangladesh)	Technical and Financial Assistance For Prevention of Blindness, Education, Rehabilitation, Skill and Livelihood Development of Persons with Disabilities in Bangladesh	QCV	NCBP	Comprehensive Eye Care Program In Rural Mymensingh Region	Gross Total	Net Total
<b>Income</b>														
Grant Income	168,039,639	43,126,714	(314)	24,799,064	2,757,923	1,779,239	11,255,400	352,940	16,117,979	748	(60)	(784)	268,228,487	268,228,487
Interest (FDR)	116,048	7,757,637	-	-	-	-	-	-	-	-	-	-	7,873,685	7,873,685
Bank Interest	680	1,613,160	369	183,641	2,901	4,794	21,533	7,140	1,425	473	70	2,546	1,838,732	1,838,732
Miscellaneous Income BNSB Mymensingh	23,500	32,250	-	-	-	-	-	-	-	-	-	-	55,750	55,750
<b>Total</b>	<b>168,179,866</b>	<b>52,529,761</b>	<b>55</b>	<b>24,982,705</b>	<b>2,760,824</b>	<b>1,784,033</b>	<b>11,276,933</b>	<b>360,080</b>	<b>16,119,404</b>	<b>1,221</b>	<b>10</b>	<b>1,762</b>	<b>277,996,654</b>	<b>277,996,654</b>
<b>Expenditure</b>														
Salary & Allowance	87,372,496	-	-	-	-	-	-	-	-	-	-	-	87,372,496	87,372,496
Festival Allowances	11,645,397	-	-	-	-	-	-	-	-	-	-	-	11,645,397	11,645,397
Employes Provident fund	2,692,964	-	-	-	-	-	-	-	-	-	-	-	2,692,964	2,692,964
Employes Gratuity Fund	15,566,307	-	-	-	-	-	-	-	-	-	-	-	15,566,307	15,566,307
Revenue/Program Expenditure	42,446,615	21,895,645	-	24,487,479	2,760,824	1,122,579	11,276,933	-	16,119,404	-	-	-	120,109,479	120,109,479
Screening Eye Camp Expenses of Spreetha	-	4,343,500	-	-	-	-	-	-	-	-	-	-	4,343,500	4,343,500
Screening Eye Camp Expenses of The Fred Hollows Foundation	-	26,270,729	-	-	-	-	-	-	-	-	-	-	26,270,729	26,270,729
Bank Charges	37,840	-	55	-	-	-	-	1,351	-	1,221	10	1,762	42,239	42,239
<b>Total expenditure before depreciation</b>	<b>159,761,618</b>	<b>52,509,874</b>	<b>55</b>	<b>24,487,479</b>	<b>2,760,824</b>	<b>1,122,579</b>	<b>11,276,933</b>	<b>1,351</b>	<b>16,119,404</b>	<b>1,221</b>	<b>10</b>	<b>1,762</b>	<b>268,043,110</b>	<b>268,043,110</b>
Depreciation	8,418,248	19,887	-	495,226	-	661,454	-	358,729	-	-	-	-	9,953,544	9,953,544
<b>Total expenses including depreciation</b>	<b>168,179,866</b>	<b>52,529,761</b>	<b>55</b>	<b>24,982,705</b>	<b>2,760,824</b>	<b>1,784,033</b>	<b>11,276,933</b>	<b>360,080</b>	<b>16,119,404</b>	<b>1,221</b>	<b>10</b>	<b>1,762</b>	<b>277,996,654</b>	<b>277,996,654</b>

Head of Accounts	Eye Hospital	DR. K. ZAMAN BNSB, MYMENSINGH	Reduction Of Avoidable Blindness Project	Comprehensive Eye Care Services In Mymensingh Region	District Refractive Error and Eye Care Search and Treat Initiative (DRESTI)	Elimination of avoidable Blindness From Netrokona District of Bangladesh	Sunshine-Eyesight Restoration Surgeries in Rural Mymensingh Region, Bangladesh	Bangladesh Vision Centre Establishment And Management (Jamalpur, Bangladesh)	Technical and Financial Assistance For Prevention of Blindness, Education, Rehabilitation, Skill and Livelihood Development of Persons with Disabilities in Bangladesh	QCV	NCBP	Comprehensive Eye Care Program In Rural Mymensingh Region	Bed Donation	Gratuity	Depriciation Fund	Gross Total	Elimination for Consolidation/compilation	Net Total	
Opening Balance																			
Cash and Bank Balance	1,587,935	139,762,494	37,657	654,612	4,347	27,287	442,870	75,699	109,931	16,080	3,780	83,828	15,582,219	19,724,089	6,403,589	184,516,416		184,516,416	
Total non-current Assets	1,587,935	139,762,494	37,657	654,612	4,347	27,287	442,870	75,699	109,931	16,080	3,780	83,828	15,582,219	19,724,089	6,403,589	184,516,416		184,516,416	
Receipts																			
Fund Received	1,229,237	30,614,229		25,085,996	2,760,824	1,298,568	12,680,817	-	20,440,771	-	-	-	-	-	-	94,110,442		94,110,442	
Fund from Contribution Dr. K. Zaman -BNSB	166,000,000															166,000,000		166,000,000	
Hospital Accounts																4,063,787		4,063,787	
Loan from BNSB, Eye Hospital P&O																			
Loan realised Camp			300,000													300,000		300,000	
Interest of FDR	116,048	7,757,637														10,687,607		10,687,607	
Bank Interest	680	1,613,160	369	183,641	2,901	4,794	21,533	7,140	1,425	473	70	2,546	1,015,369	1,253,111	545,441	2,164,768		2,164,768	
Sell of Medicine & Optic PEC-Nakla																1,207,149		1,207,149	
Sell of Optical Good PEC-Nakla																785,320		785,320	
Received from Upgradation of HMMS to EMR System			2,972,743													2,972,743		2,972,743	
Received from Patients																			
Service Charge (PEC & VC)		172,745,498														172,745,498		172,745,498	
Income from Others:																13,139,334		13,139,334	
Advance Realized		23,500														55,750		55,750	
Sundry Creditor		5,834,223														5,834,223		5,834,223	
Total Receipts	1,229,237	178,970,088	231,167,320	369	25,269,637	2,768,725	1,303,362	7,140	20,442,196	473	70	2,546	1,144,418	5,513,888	545,441	479,933,021	(166,000,000)	313,833,021	
Total	180,558,023	370,929,814	38,026	25,924,248	2,768,072	1,330,649	13,145,220	82,839	20,552,127	16,552	3,850	86,374	16,726,636	25,237,976	6,949,030	664,349,436	(166,000,000)	498,349,436	
Payments																			
Salary & Allowance	87,372,496															87,372,496		87,372,496	
Festival Allowances	11,645,397															11,645,397		11,645,397	
Employees Provident fund	2,692,964															2,692,964		2,692,964	
Employees Gratuity Fund	4,063,788															6,957,291		6,957,291	
Revenue/Program Expenditure	42,446,615	21,895,645		24,581,270	2,760,824	1,295,122	12,633,112		17,742,175							123,354,764		11,021,079	
Contribution for Hospital Expenditure		166,000,000														166,000,000		166,000,000	
Bank Charges	37,840							1,351		1,221	10	1,762	210,810	226,587	92,277	571,913		571,913	
Total Project expenditure	148,255,099	187,895,645	55	24,581,270	2,760,824	1,295,122	12,633,112	1,351	17,742,175	1,221	10	1,762	210,810	226,587	92,277	402,658,613	(166,000,000)	236,658,613	

Dr. K. Zaman BNSB Eye Hospital, Mymensingh  
Statement of Receipts and Payments  
For the year ended 30 June 2025

Annexure -E

Head of Accounts	Eye Hospital	DR. K. ZAMAN BNSB, MYMENSINGH	Reduction Of Avoidable Blindness Project	Comprehensive Eye Care Services In Mymensingh Region	District Refractive Error and Eye Care Search and Treat Initiative (DRESTI)	Elimination of avoidable Blindness From Netrokona District of Bangladesh	Sunshine-Eyesight Restoration Surgeries in Rural Mymensingh Region, Bangladesh	Bangladesh Vision Centre Establishment And Management (Jamalpur, Bangladesh)	Technical and Financial Assistance For Prevention of Blindness, Education, Rehabilitation, Skill and Livelihood Development of Persons with Disabilities in Bangladesh	QCV	NCBP	Comprehensive Eye Care Program In Rural Mymensingh Region	Bed Donation	Gratuity	Depreciation Fund	Gross Total	Elimination for Consolidation/compilation	Net Total	
Capital expenditure																			
Fixed Assets	10,784,310															10,784,310		10,784,310	
Total Capital expenditure	10,784,310															10,784,310		10,784,310	
Disbursement																			
Advance Paid	11,134,209															11,134,209		11,134,209	
Sundry Creditor Realization	5,857,097															5,857,097		5,857,097	
Sell Return of Optical Good PEC-Nakia	-	4,211,105														4,211,105		4,211,105	
Total Project expenditure	16,991,306	4,211,105														21,202,412		21,202,412	
Closing Balance																			
Cash and Bank	4,523,308	178,823,065	37,970	1,342,978	7,247	35,527	512,108	81,488	2,809,952	15,331	3,839	84,612	16,515,826	18,054,098	6,856,753	229,704,102		229,704,102	
Total Payment	4,523,308	178,823,065	37,970	1,342,978	7,247	35,527	512,108	81,488	2,809,952	15,331	3,839	84,612	16,515,826	18,054,098	6,856,753	229,704,102		229,704,102	
Total	180,558,023	370,929,814	38,026	25,924,248	2,768,072	1,330,649	13,145,220	82,839	20,552,127	16,552	3,850	86,374	16,726,636	25,237,976	6,949,030	664,349,436	(166,000,000)	498,349,436	

  
 Aziz Hossain Khan  
 Chartered Accountant  
 Dhaka